

Municipality of East Hants



EAST HANTS

Annual Report 2023/2024





EVERY
CHILD
MATTERS

We respectfully acknowledge that we are in Mi'kma'ki
and the District of Sipekne'katik, the ancestral and
unceded territory of the Mi'kmaw people.

East Hants further acknowledges the 50 African
Nova Scotian communities whose 400-year history
have contributed to the province's culture, history and
legacies.

We are all treaty people.





Table of Contents



Our Municipality	3
About East Hants	5
Our Mission	6
Our Vision	7
Message from the Warden	8
Message from the Chief Administrative Officer	10
Municipal Council 2023/2024	12
Municipal Governance	13
Municipal Staff	14
Senior Management Team	15
2021-2024 Strategic Plan Progress	17
Key Strategies	18
Sustainable Infrastructure	20
Corporate Excellence	22
Strong Community	24
Economic Prosperity	26
Municipal Operations	29
Infrastructure & Operations	30
Planning & Development	32
Parks, Recreation & Culture	34
Public Safety	44
Message from the East Hants District RCMP	48
Treasurer's Report	51
Message from the Treasurer	52
Property Assessment in East Hants	54
Property Tax in East Hants	55
Financial Results 2023/2024	58
Consolidated Revenues and Expenses	59
Comparative Statement of Consolidated Revenues and Expenses	60
Capital Fund	62
Infrastructure Highlights: Completed Projects in 2023/2024	64
Infrastructure Highlights: Work-in-Progress Projects in 2023/2024	66
Operating Fund: Municipal Operations	68
Urban Service Rate	72
East Hants Water Utility	74
Reserves	76
Financial Condition Indicators	80
Consolidated Financial Statements	95



Our Municipality





About East Hants



The Municipality of East Hants is a picturesque region, centrally located on mainland Nova Scotia. It is known for its growing urban center around Elmsdale, its vast rural areas dotted with small communities and a scenic shore. East Hants has three natural regions: the Corridor, Central and Fundy Shore and Uniacke and Rawdon.

As a community, East Hants is welcoming and provides a renowned quality of life where people can enjoy the perfect blend of rural and urban lifestyles. It is home to one of the youngest and fastest growing populations in Atlantic Canada and has all of the amenities needed for day-to-day life. As part of the District of Sipekne'katik, the ancestral and unceded territory of the Mi'kmaq people, the population of East Hants and Sipekne'katik First Nation is over 25,000 with more than 18% growth in the last 20 years according to the 2021 Census.

In recent years, East Hants has experienced remarkable growth across various sectors. The business community has expanded, attracting new investments and fostering innovation. From small businesses to larger entities, East Hants continues to boast economic activity, creating jobs and bringing a diverse mix of industries. The close proximity to Halifax and Truro gives East Hants the advantage of a large workforce within a short commute and provides local businesses with access to highly skilled professionals.

The Municipality owns and operates the East Hants Waste Management Centre, the East Hants Water Utility, the East Hants Aquatic Centre, the East Hants Sportsplex, Fundy Tidal Interpretive Centre, Burntcoat Head Park and multiple parks, playgrounds and trail systems.



East Hants offers natural beauty, close knit communities, economic opportunities and a friendly environment. Work, play, raise a family and build a business – do it all in East Hants!





Our Mission


East Hants cares about people and their quality of life. Through program and service excellence, we are building a strong, thriving community.





Our Vision

East Hants is a vibrant, welcoming community that embraces rural and urban living – a place where everyone feels connected.



*All data from the 2021 Census.

Message from the Warden

On behalf of East Hants Council, I am proud to share with you the Municipality of East Hants' Annual Report, where we highlight key accomplishments and outline our progress for 2023/2024. We also take time to look back on the challenges we faced as a community in the past year. As Warden of East Hants, I am proud of the resilience shown by all as we work through the constant changes we face in today's world. I am also proud of the work our Council, residents, businesses, community organizations and municipal staff have done as we continue to move forward and shape the future of East Hants.

The 2023/2024 fiscal year (April 1, 2023 – March 31, 2024) was a year of significant milestones, including improvements to services such as policing, as well as continuing to provide for and manage our growth. Council continues to work towards the goals and objectives in our Strategic Plan as we approach an election year. In 2023, Councillor Wayne Greene became Deputy Warden for the final year of the Council term and I appreciate the support that he provides. I would also like to extend my sincere thanks to former Deputy Warden Michael Perry for his leadership and support and to all of my Council colleagues for their hard work and dedication over the past year.

In terms of achievements, Council has made significant progress on a number of fronts. We approved the creation of the Municipal Housing Working Group to help develop a Housing Strategy for East Hants. We were pleased to receive over \$15 million dollars in funding from the Province of Nova Scotia and the Government of Canada that will be vital to meeting our needs and objectives moving forward. The provincial funding will support upgrades of two key lift stations and the construction of two sewer force mains in Lantz and Elmsdale to accommodate future growth in those areas. Funding from the Federal Government will help accelerate housing development by way of planning reviews and permitting system improvements across the municipality.



It is important to acknowledge that 2023/2024 was not without its challenges. In July of 2023 our collective sympathy went out to the families in our neighbouring Municipality of West Hants on the loss of four lives in an unprecedented storm and flood event. While we experienced no loss of life in East Hants, the floods significantly impacted many of our businesses, residents and municipal operations. The East Hants Aquatic Centre had major damage to the facility's main electrical and mechanical systems, leaving the facility and splash pad closed for the rest of 2023 and into 2024. Staff have been diligently working to restore the facility and bring services back to the community, including preventative measures to ensure this does not happen again in the future. I would like to commend everyone, including our volunteer fire departments, community members and our staff for their willingness to help neighbours and support those who needed assistance during the storm.

Last, but certainly not least, East Hants Council was pleased to be able to approve a budget for 2024/2025 which saw a one cent reduction to the residential tax rate. As we look back at the progress we have made, we recognize there is still work to be done and remain committed to enhancing the quality of life for all residents. Through investing in essential services, promoting environmental sustainability and fostering good relationships with our residents and businesses, we are dedicated to making sure East Hants is a welcoming and affordable community for everyone!

Eleanor Roulston

Eleanor Roulston
Warden & District 11 Councillor



Message from the Chief Administrative Officer

I am pleased to present the Municipality of East Hants' 2023/2024 Annual Report. This report outlines the work of the Municipality to deliver programs and services that make our community a great place to live, work and play. Last year, staff implemented new programs and infrastructure improvements to deliver on Council's 2021-2024 Strategic Plan, while continuing to provide high-quality services for our community. This report also includes a detailed report from our Treasurer, to ensure transparency of the Municipality's financial integrity and performance.

Without a doubt this past year has been focused on infrastructure renewal. The long-awaited construction of the Shubenacadie Wastewater Treatment plant is wrapping up, readying the community of Shubenacadie for new growth and development. We have increased our water treatment capacity through the expansion of the Enfield Water Treatment Plant. Work on restoring the East Hants Aquatic Centre after the severe flooding in July 2023 has consumed much of the past year. Subdivisions in Lantz, Elmsdale and Enfield were paved to remove gaps in the road network where gravel roads had been left unpaved over the years.

As our community grows, new infrastructure is also needed. Our Playground Development Strategy continued to see progress, with three new playgrounds installed in 2023/2024. Residents from the northern area of East Hants have two new playgrounds in Walton and Maitland and a new playground was installed on John Murray Drive in Enfield. Our Parks, Open Space and Active Transportation Master Plan continues to evolve. This year we constructed Active Transportation (AT) routes in Elmsdale, took over several AT trails and sidewalks in new developments and acquired land on Charles Drive in Lakelands for playground and sport infrastructure.

Council has given me a mandate to plan for our future. To this end, we have undertaken several planning exercises this year. A Mount Uniacke specific Recreation Study was completed and will inform the future Municipal Recreation Facilities Master Plan. We also finalized our Service Capacity Study for water and wastewater and began the Mount Uniacke and Lantz Secondary Planning Strategies. Another huge accomplishment in 2023/2024 was the updating of our Official Community Plan, which established zoning and land-use regulations in the northern areas of the Municipality. In May 2023, Council also approved the new East Hants Economic Development Plan for 2023-2027.



Council continues to invest in our staff, their development and their future. In 2023/2024, we added resources in development control, buildings, water, wastewater and engineering as well as transportation and sustainability. These investments are critical to ensuring we recruit and retain staff who provide important services to our community. Council has also invested in the safety of our community with a volunteer recruitment video for the East Hants Fire Service and an additional two RCMP officers.



We strive for excellence in all that we do, especially when serving our community. Our staff continue to work on ways to streamline our services, make them more accessible to the broader community and to ensure that every municipal experience is the best it can be. Our values of integrity, respect and fairness are integral in the way we carry out our business.



As I enter my twenty fifth year working for East Hants, I am proud to be leading the organization responsible for looking after one of the best communities in Nova Scotia. I am indebted to our Council, Staff and service partners for delivering on our mandate this past year and for making East Hants an amazing place to live, work, visit and do business.



Handwritten signature of Kim Ramsay in blue ink.

Kim Ramsay, CPA, CMA,
Chief Administrative Officer

Municipal Council 2023/2024



Warden Eleanor Roulston
District 11 - Rawdon-Gore



Deputy Warden Wayne Greene
District 6 - Walton-Noel-Kennetcook



Sandra Garden-Cole
District 1 - Enfield



Norval Mitchell
District 2 - Elmsdale-Belnan



Eldon Hebb
District 3 - Milford-Nine Mile River



Carl MacPhee
District 4 - Shubenacadie



Keith Rhyno
District 5 - Maitland-MacPhees
Corner



Walter Tingley
District 7 - Lantz-Milford



Michael Perry
District 8 - Mount Uniacke



Elie Moussa
District 9 - South-East Uniacke



Tom Isenor
District 10 - Enfield-Grand Lake

Municipal Governance

East Hants Council provides a range of services to residents and businesses through six municipal departments and relationships with partners at local, provincial and federal levels. Meetings of Council are open to the public every month and live streamed to the municipal YouTube channel. Everyone is welcome to attend.

Council governs through a policy-based structure, continuously updating and improving bylaws and policies. The 2021-2024 Strategic Plan is the roadmap that guides decision making and provides a balanced approach to achieving long-range goals and ongoing delivery of services to our communities.

This past year, Council welcomed presentations from the following community organizations about the services they provide to East Hants:

- East Hants & Districts Chamber of Commerce
- Clean Foundation - Community Climate Capacity
- Colchester-East Hants Public Library
- Fire Smart Presentation by Kara McCurdy, DNR
- East Hants Arena Association

The following bylaws and policies were amended in 2023/2024:

- Bylaw P-1300 – Blasting Bylaw
- Bylaw F-400 – Tax Exemption Bylaw
- Bylaw P-700 – Heritage Property Bylaw

Council Policy Updates 2023/2024:

- Municipal Grant Program Policy
- General Government Grants Policy
- Community Partnership Fund Policy
- Fire Service Funding Policy
- Municipal Tax Assistance Program Policy
- Council Remuneration & Travel Reimbursement Policy
- Budget Management Policy
- Street Lighting Council Policy
- Special Reserves Policy
- Solid Waste Tipping Fee Policy
- Heritage Incentive Program Policy
- Recreation Access Policy



Municipal Staff

Municipal staff at East Hants make up six departments that deliver services in: Financial Management, Infrastructure & Operations, Parks, Recreation & Culture, Corporate Services, Planning & Development and the Chief Administrative Office. Staff use the Strategic Plan to implement and prioritize initiatives in the organization's business plan.

As of March 31, 2024, East Hants had 89 full-time equivalent positions. The average age of a municipal employee is 42 years old with 28.5% of the employees being 50 years or older (as of Dec. 31, 2023). The East Hants Aquatic Centre employs approximately 73 casual staff including Customer Service Representatives, Lifeguards, Trainers and Swim Instructors. The seasonal staffing complement for Summer 2023 was 23.5 workers.



The Municipality hosted 21 learning events for staff and partners in 2023/2024 and supported individual job-specific training for skills development. Building off the Customer Service Strategy created in 2022, staff have been working on customer service improvements throughout the organization, including quarterly sessions to discuss strategies for dealing with difficult situations.



Senior Management Team



Kim Ramsay, Chief Administrative Officer
Full Time Staff = 6.5

Core Services: Organizational leadership, legislative support to committees of Council, Council support & special research, human resources, occupational health & safety, communications, policy/procedure development (Council & Administrative), FOIPOP & privacy, issues management.



Adam Clarkson
Director of Corporate Services | Full Time Staff = 13.5

Core Services: Administrative support to volunteer fire departments, procurement & risk management, economic & business development, technology, records & information management, policy & real estate.



Wade Tattrie
Director of Finance | Full Time Staff = 13

Core Services: Financial management, treasury, budget & business planning, tax & water billing/collection, municipal fire levies & bookkeeping service for volunteer fire departments.



Jesse Hulsman
Director of Infrastructure & Operations | Full Time Staff = 26

Core Services: Solid waste management & education, road, sidewalk & streetlight maintenance, engineering services, capital project planning & management, environmental compliance reporting & optimization, water & wastewater management.



Alana Tapper
Director of Parks, Recreation & Culture | Full Time Staff = 16.35

Core Services: Policy development for aquatics, recreation, tourism, culture, parks & trails, recreation & aquatics programs & service delivery, community development & grants administration, tourism & events management, properties & facilities management, custodial services.

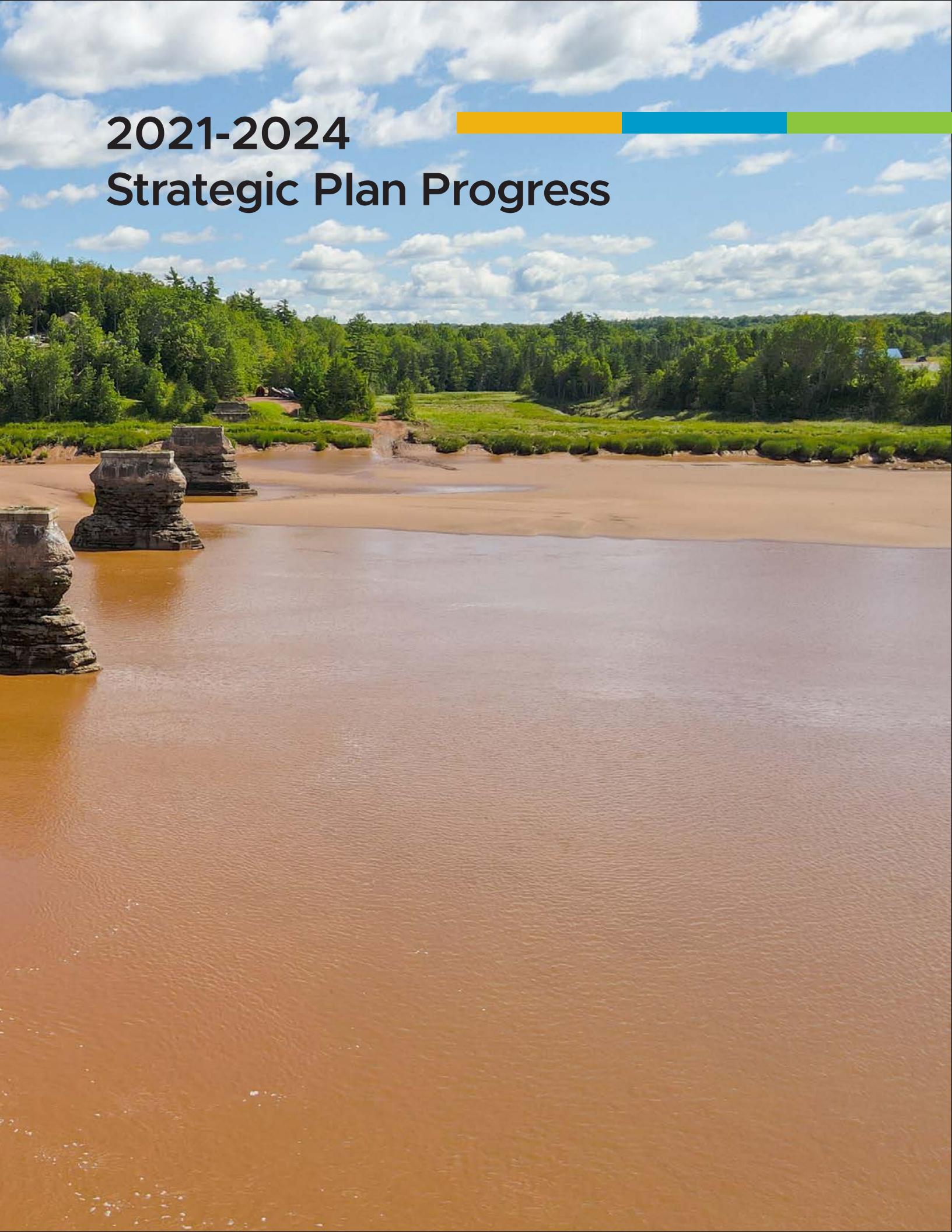


John Woodford
Director of Planning & Development | Full Time Staff = 13.65

Core Services: Planning & land use policy, regulation & applications, development control, permitting, fire & building inspection, bylaw enforcement, Geographic Information System services, animal control, emergency measures preparedness planning & response.



2021-2024 Strategic Plan Progress



Key Strategies

The Municipality of East Hants launched the 2021-2024 Strategic Plan during the 2021/2022 fiscal year. It has four key areas of strategic focus each supported by goals and objectives.



Sustainable Infrastructure

Infrastructure represents the foundation of any community. It includes roads, facilities, and systems that keep the community functional and people moving. Our goal is to provide infrastructure that addresses the needs of our growing community.



Corporate Excellence

Success of the Municipality depends on public trust. This relationship with the public is achieved through open, transparent and fair decision-making, effective public policy, responsible financial management, exceptional service delivery and effective communication. Our goal is to provide greater value to the community by improving the way we do business.



Strong Community

A strong community is where people feel a sense of pride, are safe, connected and active. This is achieved through long-range community planning and by supporting those who live, work and visit in East Hants. Our goal is to provide services, programs and facilities through direct service delivery and collaboration with others that allow people and businesses to thrive.



Economic Prosperity

A strong, competitive economy encourages entrepreneurship, stimulates opportunity, creates jobs and enhances the community's attractiveness. Through investment attraction, land inventory management and business support services, East Hants continuously improves the community's business environment and commercial tax base. Our goal is to have vibrant commercial districts that support the current and future needs of our community.

Sustainable Infrastructure



Strategic Goal: Provide infrastructure that addresses the needs of our growing community.

Objectives:

Identify future water sources and related master planning.

- ▶ The Servicing Capacity Study continued throughout 2022/2023. This study will help the Municipality review the capacity of water and wastewater infrastructure and also identify a list of upgrades and replacements required over the next 25 years

Plan for the future use of key municipal land holdings throughout the Municipality.

- ▶ Purchased 50 acres to support expansion of the Elmsdale Business Park
- ▶ Purchased 90 acres along Grand Lake to support public water infrastructure
- ▶ Council acquired 14 acres of parkland in the Lakelands area for future playground, trail and sport infrastructure
- ▶ Three properties surplus to municipal needs were transferred to local non-profit groups for their use:
 - At the expiry of their lease, the E. H. Horne heritage building in Enfield was transferred to the E. H. Horne Preservation Society for their continued enjoyment of the facility
 - Following a public call for expressions of interest, the Shubenacadie Hall & Grounds building was transferred to the Lighthouse Ministry who had been long-term tenants
 - A small piece of land, once home to the Burntcoat Head Community Hall, was transferred to the Burntcoat Head Community Enhancement Society in July of 2023

Establish an Asset Management Program that effectively manages municipal assets and plans for the long-term funding of the infrastructure needs of the community.

- ▶ Hired an Asset Coordinator to serve as the main Asset Management support staff
- ▶ Held asset management workshops on Lifecycle Management, Levels of Service, Risk Management and Financial Analysis
- ▶ Formed a staff-level Asset Management Committee, with Terms of Reference that outlines roles and responsibilities for asset management across the organization
- ▶ Mapped the inventory of municipally-owned properties and improved attribute information
- ▶ Introduced mobile GIS mapping tools to streamline asset data collection
- ▶ Completed a condition assessment on the East Hants Sportsplex to determine both short and long-term capital needs of the facility

Invest in energy initiatives that support the sustainability of our organization and the community we serve.

- ▶ Continued to work with the Clean Foundation offering the Property Assessed Clean Energy (PACE) financing program for homeowners to support efficient and/or renewable energy upgrades

Plan for and create transportation infrastructure that improves the connectivity and accessibility of roads, tourism routes, multi-use trails and active transportation networks.

- ▶ Paving of municipal gap roads connecting subdivisions in Elmsdale, Enfield and Lantz was completed to improve connectivity between communities
- ▶ Council acquired Lot 09-1 Lacy Anne Avenue, Enfield, to enable potential road and/or trail connectivity in the future
- ▶ Council approved extending the streetlighting on roads (routes and trunks) and subdivision streets in the East Uniacke Growth Management Area. This is a multi-year project, adding 200+ lights to the community at a cost of over \$400,000
- ▶ Began a Traffic Calming pilot project and installed speed tables on Boyd Avenue and White Estates in Enfield to assess for future use
- ▶ By approving a Development Agreement for a dental office and coffee shop drive-thru in Elmsdale, Council also secured the end-point connection for an Active Transportation trail that will connect the new developments in Lantz to the sidewalk network in Elmsdale
- ▶ Construction of the Active Transportation project began with three sections of multi-purpose pathways installed on Highway 214 in Elmsdale

Build infrastructure that meets new regulatory requirements and positions the Municipality to provide accessible and sustainable services while accommodating growth.

- ▶ Progress was made on the Lantz Water Tower Rehabilitation Project to extend the lifespan of this key piece of infrastructure
- ▶ Construction continued on the Shubenacadie Wastewater Treatment Plant with an opening planned for summer 2024
- ▶ A third tank was added to the Enfield Water Treatment Plant to increase servicing capacity for the growing community. This additional tank has been planned for since the plant was upgraded in 2007



Corporate Excellence



Strategic Goal: Provide greater value to the community by improving the way we do business.

Objectives:

Enhance the financial framework that continues to support the long-term sustainability of the Municipality.

- ▶ Council approved changes to the Budget Management Policy, which included direction on setting the annual budget for the Deed Transfer Tax and established a transfer of 1.5% of revenue to a Municipal Buildings and Property Reserve
- ▶ Council established Growth Management Grants for 2024/2025 for areas experiencing significant growth and related increases in infrastructure costs
- ▶ Council reduced the rural fire department levies by 1¢ for 2024/2025, replacing the funds with Growth Management Grants to those departments
- ▶ Solid Waste staff focused on Extended Producer Responsibility (EPR) to ensure Council is prepared to participate in the provincial program and related cost savings when established

Prepare for succession of retiring employees while maintaining a high level of uninterrupted service for internal and external customers.

- ▶ Information Services continued meeting with employees who are eligible to retire to document processes and procedures to ensure business continuity and smooth transitions

Proactively manage organizational risk through tools and education of employees and Council.

- ▶ Staff completed R130 Risk Financing, as part of the Insurance Institute of Canada Risk Management Certificate program
- ▶ "Contract 101" and "Understanding Construction Liens" seminars were offered to staff, in partnership with the municipality's legal counsel
- ▶ Continued to provide a procurement overview to new employees with purchasing or contract responsibilities
- ▶ Continued to review contract terms, conditions and insurance programs to validate coverage and identify possible risks
- ▶ Participated in the Nova Scotia Federation of Municipalities committee working on the Municipal Insurance Program

Recruit, develop and retain a diverse, high performing workforce.

- ▶ An Equity, Diversity, and Inclusion Committee was established to develop goals and objectives for the organization
- ▶ Incorporated new technology to make improvements in hourly staff scheduling, and tracking individual data such as skills and training
- ▶ Focused effort on succession planning and professional development in order to transition roles where staff may be retiring in the near term and within the next 10 years, and onboard new staff
- ▶ Focused on organizing staff events to provide opportunities for building internal relationships

Improve the accessibility of municipal information, facilities, programs and services.

- ▶ Installed three playgrounds with accessible components and a fully accessible spinner at the Shubenacadie River Park playground
- ▶ Worked towards meeting the goals of the employment section of the Municipal Accessibility Plan. This included training sessions in accessibility and digital accessibility for staff, reviewing recruitment processes and establishing an accommodation fund
- ▶ Requirement for accessible parking, where it is not required under the Building Code, was added into the 2023 Land use Bylaw update
- ▶ Updated the municipal website to meet modern web accessibility standards, including colour contrast for readability, clear and consistent formatting for screen readers, alt-text image descriptions and improved navigation



Leverage the Municipality's culture of efficiency, effectiveness and continuous improvement to identify opportunities to improve service delivery.

- ▶ A formal financial training program was developed for new municipal staff that have financial responsibilities in their role
- ▶ Procedures and policies were introduced to improve the Visa Purchasing Card Program, enabling staff to purchase items and services necessary for the organization in an effective way
- ▶ Solid Waste staff worked diligently to understand the financial and operational impact of forthcoming regulations for Construction & Demolition debris coming into our landfill
- ▶ Council added a new loader to the inventory of heavy equipment at the Waste Management Centre in order to keep up with growth at the facility



Build stronger relationships between East Hants and Sipekne'katik.

- ▶ Council and staff collaborated with Indigenous artist, Quentin Syliboy and will receive four murals depicting Mi'kmaq stories for display in municipal facilities. This is funded through the Canada Council for the Arts



Strong Community



Strategic Goal: Provide services, programs and facilities, through direct service delivery and collaboration with others, that allow people and businesses to thrive.

Objectives:

Support tourism, heritage, sport, social recreation and the arts, enriching the quality of life for residents and attracting visitors.

- ▶ East Hants added pickleball, ball hockey and art-based programming to the recreational programs, promoting wellness to the entire community
- ▶ Burntcoat Head Park and Fundy Tidal Interpretive Centre attracted 50,000 visitors and created seasonal employment for local residents
- ▶ Special tour offerings were added at Burntcoat Head Park to include sunset and fall themed guided tours
- ▶ Provided grants to non-profit groups to build and enhance recreation infrastructure (Page 84-92)
- ▶ Built new playgrounds in Enfield, Walton and Maitland

Long-term strategic planning for parks, recreation and related facility needs of the community.

- ▶ A Recreation Study specifically for Mount Uniacke was completed. It will inform the future Municipal Recreation Facilities Master Plan planned for 2024/2025

Provide effective and efficient emergency management and support to the East Hants Fire Service.

- ▶ A volunteer firefighter recruitment video was produced to highlight the importance of the volunteer fire service in our community and to encourage new members to join
- ▶ Council provided funding for a regional fire training facility in Noel
- ▶ The Municipality updated the Fire Service Funding policy to enable support for training and contracted risk management services to the fire service

Facilitate and advocate for the creation of community infrastructure and opportunities/services that lead to a healthy, active and engaged community for all.

- ▶ East Hants received a \$38,000 Provincial Recreation Facility Development grant and \$13,000 in ACCESS-Ability Grant Program funding for the Walton, Maitland and Enfield playgrounds

Support and deliver programs that enhance the pride of place felt by members of our community.

- ▶ The Municipality hosted free community events including the East Hants Volunteer Awards, Explore Your Own Backyard at Burntcoat Head Park, Free Holiday Skate at the East Hants Sportsplex and Winter Fun Day in Mount Uniacke to showcase community assets and bring residents together
- ▶ Held a public community photo contest for residents to feature their favourite views and places within East Hants, recognizing talent within our communities

Ensure the East Hants official community plan is effective in managing changes in the community, reducing land use conflict and protecting both natural resources and community character.

- ▶ Council approved amendments to the Heritage Incentive Program Policy to increase the amount of money available to heritage property owners and to include commercial properties



Ensure policing model accommodates future growth and community needs.

- ▶ Council approved an increase of 11.3% in RCMP services for 2023/2024. This included an annual per officer increase of 2.5% and the addition of two officers starting in April 2023
- ▶ Council's Police Advisory Committee met four times in 2023/2024



Increase inclusion and access to the services provided to the community.

- ▶ Installed a fully accessible spinner at the Shubenacadie River Park
- ▶ Grew the number of residents participating in the Municipal Tax Assistance Program by 18%

Strengthen community connections between the Mi'kmaq and East Hants communities.

- ▶ Council and staff recognized the National Day for Truth & Reconciliation and supported the Freedom March held in Shubenacadie on National Indigenous People Day
- ▶ The Survivors' Flag was raised for the month of October in honour of Residential School survivors
- ▶ Offered Indigenous-led art classes through East Hants recreation programming
- ▶ Indigenous organization Obsidian Studios led art sessions as part of the free Explore Your Own Backyard community event at Burntcoat Head Park



Economic Prosperity



Strategic Goal: Create a strong commercial and residential tax assessment base that supports the economic well-being of the community.

Objectives:

Create a 2050 vision for East Hants.

- ▶ Official Community Plans was updated in 2023/2024. This plan lays the framework for how the community will grow over the next 20 years
- ▶ Service Capacity study was completed, mapping out the short and long term capital projects for water and wastewater systems
- ▶ Work on two Secondary Planning Strategies began in 2023/2024, one for Mount Uniacke and one for Lantz. These Secondary Planning Strategies will help identify where and how the municipality could continue to accommodate new growth in the decades to come

Invest in transit that supports our community's workforce, accessibility and environmental stewardship.

- ▶ Economic and Business Development (EBD) secured funding to complete the Transit Business Plan update for 2024/2025
- ▶ East Hants sat on the Municipal Advisory Group for the Joint Regional Transportation Agency as they set out to develop a regional transportation plan for delivery in Fall 2024

Plan for and develop future industrial and business park land.

- ▶ East Hants acquired additional lands for the Elmsdale Business Park in 2023/2024. The Phase 7 design project is planned for the 2024/2025 fiscal year

Attract and retain business investment.

- ▶ EBD worked with 38 companies interested in locating in East Hants and successfully attracted eight. This will contribute more than an estimated \$28 million of capital investment through the purchase of land and the construction or renovation of buildings
- ▶ Through the Business Help Desk, EBD received 77 requests for service from local businesses on a variety of issues and opportunities
- ▶ 12 online marketing campaigns contributed to over 13,000 visitors to the business development website
- ▶ In May 2023, Council approved a new East Hants Economic Development Plan for 2023-2027. This Plan outlines a four-year economic development plan that will serve as a foundation and guide for future economic planning for East Hants
- ▶ Developed and produced the East Hants Community Welcome Guide as a resource for newcomers to the community

Attract and retain business investment (continued).

- ▶ EBD worked with Atlas Structural Systems to help them explore, evaluate and select a location for their new facility in East Hants. The Uniacke Business Park was selected for its prime location. The 90,000-square-foot facility on Alicia Scott Avenue has been under construction since January 2023 and is scheduled for completion in the spring of 2025.
- ▶ Hosted the East Hants Business Breakfast in partnership with East Hants Districts and Chamber of Commerce
- ▶ Hosted three educational workshops for the business community with over 50 businesses participating. Topics included Employee Compensation, Canada Revenue Agency Small Business Taxes and Tourism Business Networking

Ensure the East Hants Official Community Plan is effective in managing the commercial and residential growth of the community.

- ▶ In 2023, Council approved new land use policies and regulations for the rural north of the Municipality. This area previously had limited zoning regulations. The new land use zoning will help to reduce future potential land use conflicts, for example, by setting minimum setback requirements for dwellings from existing intensive livestock operations and by considering potentially obnoxious commercial developments by Development Agreement only
- ▶ A number of developments aligned with the Community Plan goals were approved in 2023/2024, including:
 - A mixed-use Walkable Comprehensive Development District in Milford
 - A new dental office with a drive-thru coffee shop in Elmsdale to expand an existing dental clinic
 - Land rezoning approval to enable an existing Automotive shop to expand in Mount Uniacke





Municipal Operations



Infrastructure & Operations

Water & Wastewater

The East Hants Water Utility services customers in the Regional System (Lantz, Elmsdale and Enfield) and Shubenacadie. The Municipality also operates three wastewater treatment plants, serving the communities of Shubenacadie, Milford, Lantz, Elmsdale and Enfield.

2023/2024 was another successful year for the Regional & Shubenacadie Lead & Copper Sampling Program. 20 homes were sampled from the Regional Water System and 10 from Shubenacadie. Homeowners were given a water sample testing kit and instructions. All 30 samples were below the maximum acceptable concentration amounts for lead and copper, as outlined by Health Canada for drinking water.



1.3 billion litres of drinking water produced



2.7 billion litres of wastewater treated

Waste Management Centre

The Waste Management Centre (WMC) is open six days a week and welcomed over 12,800 residential vehicles in 2023/2024 (up from 11,000 in 2022/2023) to dispose of garbage, recycling and organics.

The WMC managed 1,975 tonnes of organics this year. The majority of the material comes from our curbside green cart program. The material was then transported from the WMC to the GFL Guysborough composting facility.

Recycling is collected curbside and transferred from the WMC by 53' transport trailers to the Municipality of Colchester's processing facility in Kemptown. This year over 1,035 tonnes were managed alongside 371 tonnes of recycled metal, which is sold to help offset operational costs.

Similar to recycling, our waste is collected curbside and taken to the WMC where it is transported to the West Hants 2nd generation landfill owned/operated by GFL. Only construction and demolition debris is permitted to be disposed of at the WMC, of which we managed 3,839 tonnes in 2023/24.



1,900+ thousand tonnes of organics



1,000+ thousand tonnes of recycling



3,800+ thousand tonnes of construction debris

Solid Waste Program

East Hants continues to be a leader in waste diversion. Each year, the Solid Waste team sends out educational material on sorting waste and curbside collection. When communities come together to recycle and compost materials, everyone benefits.

East Hants solid waste held several community events this year, including our popular Household Hazardous Waste and Paper Shred Events and our annual compost giveaway.

East Hants once again partnered with Community Offering Assistance Together (C.O.A.T) to do a Winter Warmer coat and snow suit donation campaign, which saw hundreds of items donated and helped over a thousand individuals.



The municipality cleaned up 30 illegal dumpsites found on provincial, residential and commercial properties throughout East Hants, clearing primarily household garbage and construction debris.



Exit Ramp Clean-Ups

East Hants partnered with local community groups to clean up nearly two tonnes (1,700 kilograms) of waste from around six highway interchanges in East Hants. This initiative served to keep our highways clean and resulted in \$6,000 flowing to these local groups.

Touch-a-Truck with HERH

In March 2024, East Hants staff and collection contractors held a Touch-a-Truck education event with over 20 learning centre students at Hants East Rural High. Students learned about the curbside collection process and got to see up-close demonstrations of the trucks in action.



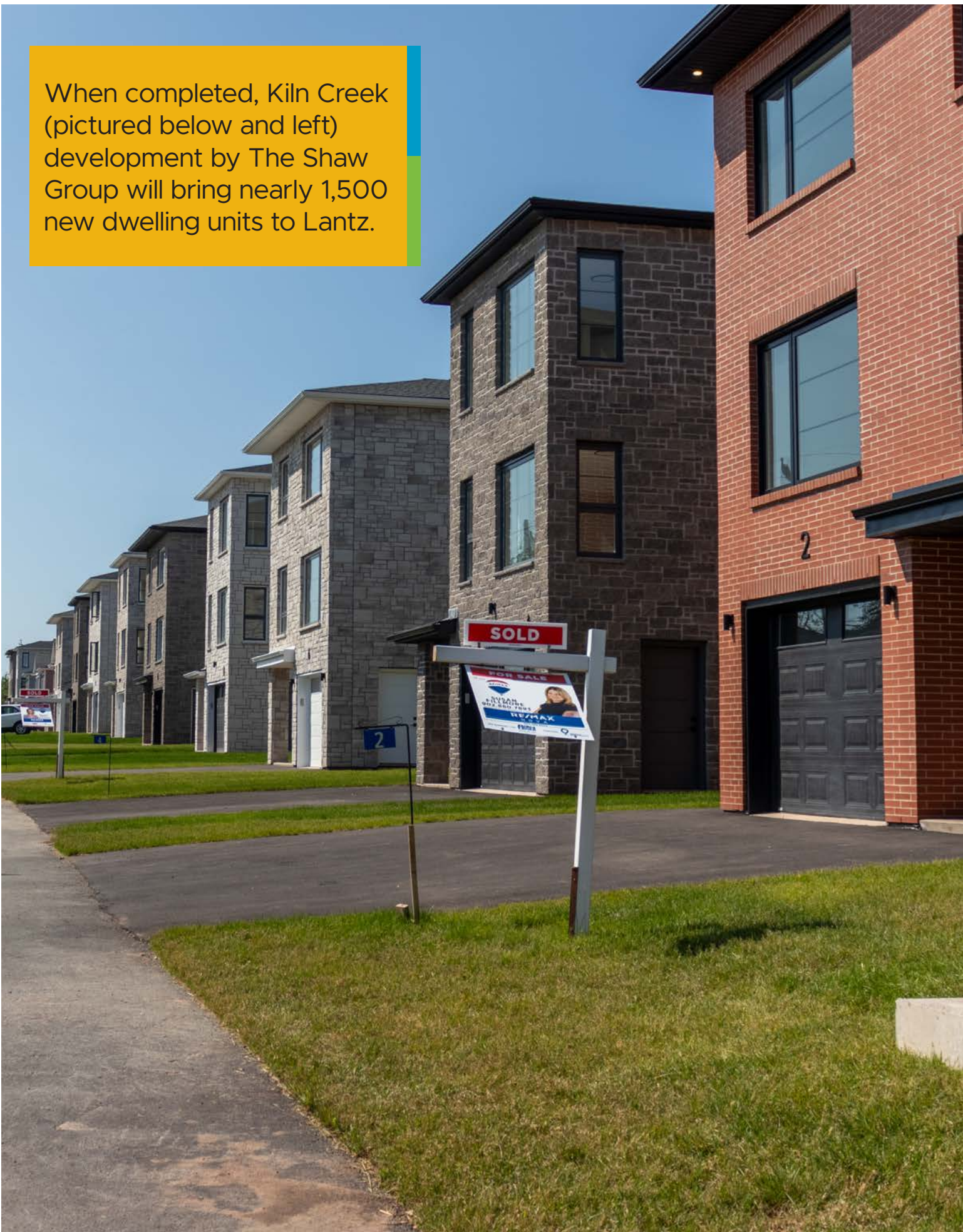
Planning & Development

East Hants has an Official Community Plan that directs how the community grows and develops over time. In July 2023, we completed an update to our Community Plan which resulted in the entire municipality having comprehensive zoning and land use planning.

- ▶ 9 planning applications were reviewed by Council this year and 8 were approved, including:
 - A development by FH Development Group for 1,500 dwelling units in Lantz
 - Commercial land and open space in Milford
 - A proposal for a new dental office and drive-thru coffee shop in Elmsdale
- ▶ 9 planning projects were completed for Council including a new Blasting Bylaw, a review of the Heritage Property Bylaw and the creation of a Socio-Demographic Study
- ▶ 110 final plans of subdivisions were approved, creating 115 new lots
- ▶ 171 civic addresses were issued as part of the building permit process for new development, vacant or existing lots with secondary units
- ▶ 13 new road listings (1 new municipal, 3 new municipal extensions, 2 new private roads, 3 extensions of private roads and 4 private named driveways)



When completed, Kiln Creek (pictured below and left) development by The Shaw Group will bring nearly 1,500 new dwelling units to Lantz.



Parks, Recreation & Culture

Open Space

As subdivisions are created, developers have a responsibility to support and create local open spaces. The following transfers were made to the Municipality in 2023/2024:

- ▶ 2.9 acres of Open Space lands in the Kiln Creek Development in Lantz that will be used for a future park development
- ▶ 14.3 acres of Open Space lands in Lakelands, Mount Uniacke, that will be used to build playground and sport related infrastructure
- ▶ A walkway was constructed between Glenn Drive and Maple Ridge School property in Lantz as part of the Kiln Creek development's open space contribution
- ▶ Other developments, where land or amenities are not required, contributed \$120,000 to the Municipality. These funds will be used in the local area for recreation infrastructure

Parks


The Municipality maintains an inventory of parks each year that includes 10 playground parks, 2 skate parks, 5 water access points, 40 acres of park land and 5,000 meters of walkways and trails. Over 500 meters of additional walkways were turned over to or developed by the Municipality in 2023/2024.



Flood Impact

Following the July 2023 rain storms there was significant damage requiring retrieval and repair of the river park docks, gravel walkways and park driveways throughout the Municipality.

Pictured left: the E-Z Launch Dock typically located in Wickwire Park floats down the Shubenacadie River following the record-high rainfall.



Recreation

During the 2023/2024 season, East Hants Recreation aimed to improve community life with a range of programs promoting active living. The season was a success with innovative activities that residents loved.

Summer Day Camps had an increase of participation from the previous year with over 400 registrants. A highlight was the two week Summer Swim Lesson Day Camp, where kids had 30-minute swim lessons alongside other regular camp activities. March Break had popular art and drama camps, babysitting courses and free skating at the East Hants Sportsplex.

Playboxes were added at Shubenacadie River Park and Logan Drive playground in Lantz, giving local kids more outdoor play options.

Arts and Craft Programs for youth and adults like Crochet, Intro to Drama and Indigenous-led Art were popular, encouraging creativity and cultural appreciation. The brand-new Seniors Dance For Health program taught gentle dances to improve mobility and well-being.

We also held a number of successful and well-attended community events. Skating Into Winter at the East Hants Sportsplex was a hit, bringing everyone together for skating and fun as winter began. Winter Fun Day in Mount Uniacke brought that community together for a day of outdoor fun. The Cultural Canvas paint night led by Obsidan Studios for Truth & Reconciliation Day promoted understanding and unity through art and discussions.



Aquatic Centre Flood Impact & Closure

During an unprecedented rain event in July 2023, the East Hants Aquatic Centre was overwhelmed by flood waters. This caused major damage to the facility's main electrical and mechanical systems, including HVAC equipment, fire suppression systems, specialized pool equipment and millwork. The focus of staff and Council has been on reinstating the facility, as well as making the necessary adjustments to ensure this does not happen again. This has been a monumental task that has taken the better part of a year to complete. The anticipated re-open date is mid-July 2024. Many thanks go out to our contractors and staff who have worked so diligently through long lead times and unexpected challenges to bring our beloved Aquatic Centre back on-line.



Community Development

Our work with community groups continues to grow as East Hants is committed to helping local volunteer groups reach their fullest potential. We help groups with finding volunteers, promoting volunteer opportunities and retaining volunteers. Some highlights of the ways we supported groups in their development in 2023/2024 include the following:

- ▶ Council started a new grant program for nonprofit insurance, helping 22 organizations with up to \$1,500 each in their first year to cover insurance costs
- ▶ Every quarter, we sent out community development e-newsletters to volunteers and local organizations. These newsletters were packed with information, resources, and opportunities to support their initiatives
- ▶ We hosted two food safety courses for volunteers from various community organizations, with a total of 45 participants across both events
- ▶ We provided assistance to more than 25 community groups by helping them with funding applications, making valuable community connections and offering guidance on bylaws and governance



Volunteer Networking Events

Two Volunteer Networking Events for nonprofit groups were held in different locations across East Hants to serve volunteers from different communities - the first in May in Milford, with more than 40 participants and several special guests and the second in November in Rawdon, with 15 volunteers in attendance.

Hands-on Help

Our Community Development Coordinator is always happy to connect with groups to help them reach their goals. From one-on-one phone calls to attending a board meeting, community groups can count East Hants to meet them where they are to help get them to where they want to be!





Volunteer Awards

The East Hants Volunteer Awards Dinner took place on April 25, 2023, at the Uniacke Legion. Eleven volunteers were recognized, seven Volunteer Fire Fighters received long service medals for 30+ years of service and the 2023 Model Volunteer of the Year was announced.

2023 Volunteer Awards Recipients (pictured back row to front row, left to right): Dallas Urquhart (Long Service Fire Fighter), Micahel Norris, Darrell Hiltz (Long Service Fire Fighter), Ferry Patterson, Cassandra McCormick, Melissa Boutette, Troy MacArthur, Kyle Andrews, Doug Taylor, Andy George and Josie Thompson. Unpictured recipient: Art Burton. Long Service Fire Fighters listed on Page 46.



Model Volunteer of the Year

The Model Volunteer Award is presented to an individual who exemplifies extraordinary caring and commitment through volunteering their time and expertise to help make their community a better place in which to live.

The 2023 recipient was Doug Taylor, for his 30+ years of involvement with many sports organizations including East Hants Minor Hockey, East Hants Tennis Club and the growing Pickleball community. From coaching to bookkeeping, Doug's skills and dedication have helped keep his community active and thriving!


Tourism

East Hants remains committed to supporting the tourism industry by funding operators of municipally-owned assets and non-profit tourism operators. Tourism helps create jobs for our residents, attracts significant spending from outside the Municipality and promotes pride of place.

Grant funding directly assists in the operation of sites such as the Walton Lighthouse, Gallery 215, Beyond the Wharf Artisans, the Lower Selma Museum, the Shubenacadie Tinsmith Museum and others.

Burntcoat Head Park and Fundy Tidal Interpretive Centre are both owned and operated by the Municipality. These sites combined welcomed nearly 50,000 visitors in the 2023 season (49,339 visitors mid-May to mid-October).

East Hants continues to see success at our municipally-owned tourism sites with increased cruise ship excursion traffic and bus tours. This stream of revenue generates income to help offset the operation of our tourism sites and exposes both Burntcoat Head Park and the Fundy Tidal Interpretive Centre to international markets of travelers.



Background: Walton Lighthouse
Above: Dawson Dowell Park
Right: Fundy Tidal Interpretive Centre





Growing our tourism industry through partnerships and funding

In 2023, the Municipality of East Hants benefitted from partnerships with the Provincial and Federal governments to boost tourism in the area, including:

- ▶ East Hants took part in the Compelling Tourism Communities Initiative, where the Province provided advertising for the Noel Shore area to audiences across the Maritimes. These digital advertisements for East Hants were viewed over 6-million times across platforms including Google, YouTube, Facebook and Instagram
- ▶ Nova Scotia Tourism provided opportunities for travel media to visit sites such as Burntcoat Head Park throughout the season. These tours result in exposure to international travel agencies and influential online travel content creators
- ▶ Funding from the Habitat Stewardship Program through the Department of Fisheries & Oceans resulted in over \$19,000 to help protect Burntcoat Head habitat of the Species-At-Risk, the Atlantic Mud-Piddock, with a focus on eco-tourism and visitor education
- ▶ Nova Scotia Tourism's Voice of the Visitor research program allowed East Hants to participate in surveys with past visitors to Nova Scotia to learn about travel patterns, preferences and knowledge about East Hants/the Bay of Fundy. This data will guide future marketing and visitor attractions efforts
- ▶ The Municipality receives annual funding from the Province to operate a Community Visitor Information Centre at the Fundy Tidal Interpretive Centre. This funding allows East Hants to promote travel throughout the area and keeps visitors in East Hants for longer periods of time

Public Safety



Emergency Management Operations

Emergency Management Operations (EMO) is overseen by the EMO Planning Committee. The committee is made up of representatives from the Municipality, Red Cross, East Hants Fire Service, RCMP, Community Services, Chignecto Central Regional Centre for Education (CCRCE), Nova Scotia Public Works, East Hants Ground Search & Rescue (GSAR), Natural Resources & Renewables and EMO Nova Scotia.

Training municipal staff to use the Incident Command System (ICS) continues to remain vital in East Hants' ability to respond to an emergency when needed. This includes the use of Alert Ready, a mass notification system, which can now be utilized by municipalities during an emergency.

In 2023/2024, East Hants experienced a flooding event that caused severe damage to many roads and properties in the municipality. After events such as this, after action reports are completed that address lessons learned (what worked well, what can be improved) and new processes are developed that will help prepare for future events.

Animal Control

- ▶ 455 dog tags issued (down from 615 previous year, 208 tags sold by third party vendors)
- ▶ 2 kennel licenses issued
- ▶ 11% of East Hants dogs are registered

The SPCA held the 2023/2024 contract for Dog Control Services:


- ▶ 34 complaints investigated by the SPCA
- ▶ 26 online complaints received

Building & Fire Inspection

- ▶ 338 Building Permits issued, totaling \$116 million in estimated construction value
- ▶ 1,569 Building Inspections completed
- ▶ 318 new dwelling units created
- ▶ 296 Fire Inspections

Bylaw Enforcement

- ▶ 107 complaints investigated
- ▶ 91 cases closed
- ▶ 16 cases remain active



East Hants Fire Service



Residents of East Hants receive fire and emergency response service from 13 mutual aid volunteer fire departments and one volunteer department in Brooklyn. These departments responded to approximately 2,200 calls in 2023/2024. Council supports the 13 departments with risk management through a dedicated advisor.

The East Hants Fire Service is an independently registered association that works in collaboration with the Municipality; the fire departments are not directly part of Municipal operations. The Municipality provides independent bookkeeping services to 11 of the 13 departments.

In addition to the operating guidelines, all volunteer fire departments are required to meet annual registration requirements with East Hants and the Registry of Joint Stock Companies. They must adhere to the Municipal Financial Guidelines for Volunteer Fire Departments.

Council allocated \$15,000 to produce a Volunteer Firefighter Recruitment video in 2023/2024 in partnership with the East Hants Fire Service, consisting of a 90-second video and three concise 30-second promotional clips. These videos were shared by departments on social media to engage potential volunteers. Council also allocated \$225,000 to the East Hants Fire Service for establishing a regional fire training facility in Noel. Updates were also made to the Fire Service funding policy, broadening the scope of dedicated training funds available to enhance fire service operations.

Fire Fighter Long Service Awards

Volunteer fire departments may nominate a fire services member for a Canadian Volunteer Fire Service Association Municipal Long Service Award medal for 30 years of service and additional long-service bars for 35, 40 and 45 years of service. Thank you to all recipients for your service and all you do for our communities!

2023 Recipients:

30 Years

Dan Gavel, Walton Shore Volunteer Fire Department
Angus Orman, Enfield Volunteer Fire Department
Dwayne Spencer, Shubenacadie Fire & Emergency Services
Dallas Urquhart, Enfield & Milford Volunteer Fire Department

35 Years

Glen Paul, Lantz Volunteer Fire Department

40 Years

Darrell Hiltz, Uniacke & District Volunteer Fire Department

45 Years

Raymond Ross, Walton Shore Volunteer Fire Department



Dallas Urquhart (above) and Darrell Hiltz (below) receive their Long Service Awards from then-Deputy Warden Perry at the Volunteer Awards ceremony in Mount Uniacke





Fire Services Grants

Each year, the Municipality provides financial support to the 13 fire departments who provide service within our boundaries. The primary source of funding is operating levies charged through the property tax bill. For more urban departments, these range from \$0.14 (0.134 Uniacke) to \$0.17 per \$100 of assessment. For rural departments that have significantly less assessment to draw from, the rates are \$0.22 per \$100 of assessment, with the exception of Rawdon Fire with the rate of \$0.23/\$100 to fund much-needed infrastructure and equipment. Through the Fire Department Funding Policy, Council pays operating grants to the rural departments. In 2023/2024, a total of \$66,894 in annual operating grants were awarded to the six rural fire departments of Maitland, Noel, Walton, Gore, Kennetcook and Rawdon. Funding for fiscal 2023/2024 is summarized below:

Fire Department	Fire Levy Collected & Disbursed	Annual Operating Grant/Support	Total
Enfield	\$746,114	\$-	\$ 746,114
Elmsdale	515,263	-	515,263
Lantz	328,247	-	328,247
Milford	179,658	-	179,658
Shubenacadie	261,244	-	261,244
Maitland	128,132	11,149	139,281
Noel	141,955	11,149	153,104
Walton	44,976	11,149	56,125
Gore	99,809	11,149	110,958
Kennetcook	116,164	11,149	127,313
Nine Mile River	213,117	-	213,117
Rawdon	170,074	11,149	181,223
Mount Uniacke	675,622	-	675,622
Brooklyn	73,853	-	73,853
Fire Service Risk Management	-	15,643	15,643
Training & Education	-	4,944	4,944
Training Facility in Noel	-	177,218	177,218
Total	\$3,694,228	\$264,699	\$3,958,927

Message from the East Hants District RCMP

As we reflect upon the past year, we want to take a moment to acknowledge the continued collective efforts made in ensuring the safety and well-being of our Municipality. This year, the East Hants District RCMP calls for service were up 16% over the previous year for the same time span, logging 6,001 calls for service. This is inclusive of proactive policing activities, statutory investigations, school and community presentations, traffic duties, collision investigation, preservation of peace and protection of property. This increase is to be expected of an area that is increasing in population density and is of close proximity to an urban centre, Halifax. The East Hants District RCMP remains committed to promoting public safety while fostering trust and working cooperatively with the municipal government, partners in public safety, community groups, businesses and of course, our residents.



Over the past year, our policing efforts in East Hants have been guided by the principles of public safety and shaped through engagement, transparency and collaboration. We firmly believe that building strong relationships with our community is fundamental to effective policing. The East Hants members are committed to this and strive to be more accessible and visible in the community, not only for calls for service, but when there isn't a crisis needed to be attended to such as community events and youth sporting events. We have a number of police officers who volunteer their time outside of policing to various community groups and youth sporting teams.



There are also some more formalized community engagement activities such as municipal governance meetings, East Hants community meetings and partnerships with local organizations. Through interactions with you, we have worked diligently to ensure that our residents' voices are heard. We understand the importance of listening and responding to your concerns and we remain committed to implementing strategies that address the specific needs of our community. This is known as grass roots policing and something I want to utilize more from our policing tool box.

With regard to the RCMP provincially, in 2023, the Nova Scotia RCMP welcomed the results of the Mass Casualty Commission's extensive inquiry into the April 2020 mass casualty, hired a record number of experienced police officers, greeted new cadets, and began talking in earnest with African Nova Scotians and people of African descent about addressing the harm caused by our historic use of street checks.

Annual Policing Costs	Amount
RCMP Officer Costs	\$5,037,509
RCMP DNA Case Expenses	19,787
RCMP Prosecution Expenses	8,700
RCMP Shared Services	290,007
RCMP Station (net of rent) Rawdon/Mt Uniacke	33,790
Total	\$5,389,794

Much of what we do involves working with others, whether they're survivors, victims, witnesses, police partners, community members or provincial agencies. It's this emphasis on partnership that allows us to do our best work.

Aligned with this are the many public safety presentations, workshops and programs RCMP employees either deliver or help to deliver across the province for youth, seniors and ages in between. Initiatives for youth are primarily in the areas of cyber safety, anti-bullying, sextortion/intimate images, human trafficking, and impaired driving. For older adults, we focus on frauds, scams and senior's safety.


On a personal note, I want to thank the community for welcoming me as the District Commander for East Hants. I took on this role early in September of 2023, and have had the privilege of connecting with many community members at various events throughout the district thus far. As I noted above, I firmly believe that building strong relationships with our community is fundamental to effective policing and I look forward to continuing to foster a grassroots policing model in the District. This is the foundation upon which we establish intelligence-led crime prevention and public safety initiatives that help to make East Hants a strong, safe community.

Staff Sergeant Mike Balmaceda
East Hants District RCMP Commander





Treasurer's Report 2023/2024



Message from the Treasurer

I am pleased to present the East Hants Treasurer's Report and audited consolidated financial statements for the year ending March 31, 2024.

The financial cycle for 2023/2024 began in the fall of 2022 with the development of the operating, water utility and capital budgets. During business planning, staff endeavored to find efficiencies and cost savings wherever possible while ensuring an effective level of service and sustainable programs are delivered for the residents, business owners and visitors of East Hants. The general operating budget for 2023/2024, including area rates, was approximately \$42 million.



East Hants has a strong property assessment base and is fortunate to have a Council that is cognizant of the total tax burden of their taxpayers. With a property assessment CAP increase of 7.7%, Council approved a decrease in the general tax rate in 2023/2024 to minimize the general residential tax burden for homes.

During 2023/2024, Council invested in excess of \$15.8 million in the Municipality's sustainable infrastructure. These investments included the Shubenacadie Wastewater Treatment Plant, the Enfield Water Treatment Plant, equipment for the Waste Management Centre, the Lantz Water Tower, Highway 214 Active Transportation and several playgrounds.

This report includes an assessment of the provincial Financial Condition Indicators. The indicators present a general picture of the Municipality's financial condition and indicate the strengths, trends and risk areas where municipalities should focus. The data is a year behind other data in this report, as it is compiled at the provincial level and released the following year. East Hants is very pleased with the preliminary results of the indicators for 2022/2023.

Consolidated financial statements are meant to reflect the financial position and results of operations of the whole entity. As noted in the Financial Results section of this report, the consolidated financial statements of the Municipality of East Hants are composed of four funds – Capital, Operating, Water Utility and Reserves. One objective of the Financial Results section of this report is to explain the variances from budget to actual, including various planned and unplanned transfers to reserves. These are explained at the consolidated level (all funds together), as well as by General Tax Rate, Urban Service Rate (the largest area rate), Water Utility operations and Reserves.

There are four required financial statements: Statement of Financial Position, Statement of Operations, Statement of Changes in Net Assets and Statement of Cash Flow. We are pleased to also offer several schedules in our financial statements to support the statements and provide clarification to the reader.

A handwritten signature in black ink that reads "Wade Tattrie". The signature is written in a cursive, flowing style.

Wade Tattrie, CPA, CA
Director of Finance



Property Assessment in East Hants

Along with the approved tax rates, the property assessment is the basis for the largest source of revenue for East Hants. The 2023 filed assessment roll showed an increase in assessment for both residential and commercial values. This assessment growth contributes to Council's strategic plan with the goal to provide services, programs and facilities, through direct service delivery and collaboration with others, that allow people and businesses to thrive.

With assessments capped at a 7.7% increase for 2023, 90% of the residential assessment increase was related to an increase in market value of existing properties, including 340 new dwellings and renovations of others.

	2023/2024	2022/2023	2021/2022	2020/2021	2019/2020
Number of Taxable Properties	15,375	15,099	14,854	14,882	14,818
Residential Assessment (000's)*	2,171,709	1,876,332	1,703,625	1,656,968	1,600,405
Resource Assessment (000's)*	61,841	56,851	55,084	53,413	52,097
Commercial Assessment (000's)*	166,763	145,629	149,537	145,589	145,262
Residential/Commercial Split	93.1%/6.9%	93.0%/7.0%	92.2%/7.8%	92.2%/7.8%	91.9%/8.1%
Exempt Assessment (Assessment Act) (000's)*	129,438	127,382	112,477	106,540	99,384
Exempt by Municipal Bylaw (000's)*	13,569	12,988	27,164	25,833	27,953
Farm Acreage	36,579	36,450	36,779	36,861	36,942
Forest Acreage < 50,000 Acres	167,358	169,009	170,937	171,347	172,065
Forest Acreage > 50,000 Acres	56,252	56,465	56,465	57,141	57,101
Uniform Assessment (000's)*	2,099,296	1,914,385	1,864,458	1,800,327	1,737,787

*Items indicated with (000's) are in thousands.

Property Tax in East Hants

East Hants operates with an area rate property tax system, whereby expenses specific to an area are paid only by that area. Services such as wastewater, hydrants, sidewalks and streetlights are charged by area rate whereas general services such as RCMP (as one example of many) are paid for through the General Tax Rate. The general operating budget for 2023/2024, including area rates, was approved by Council at approximately \$42 million.

The individual rates for 2023/2024 compared to 2022/2023 were as follows (rates per \$100 of assessment):

	2023/2024	2022/2023
General tax rate - Residential/Resource	0.810	0.850
General tax rate - Commercial/Business Occupancy	2.570	2.600
Urban service rate (Enfield, Elmsdale, Lantz) – Residential	0.065	0.070
Urban service rate (Milford) - Residential	0.345	0.345
Urban service rate (Shubenacadie) - Residential	0.185	0.211
Urban service rate (Enfield, Elmsdale, Lantz) - Commercial	0.657	0.657
Urban service rate (Milford) – Commercial	1.200	1.200
Urban service rate (Shubenacadie) - Commercial	0.657	0.678
Streetlights - Enfield Horne Settlement	0.016	0.018
Streetlights - Mount Uniacke	0.020	0.020
Streetlights – Nine Mile River	0.020	0.020
Streetlights - Rawdon	0.043	0.043
Wastewater Management Fee (rate per cubic metre of water)	2.20	2.20



Property Tax in East Hants Continued

The following table summarizes five years of property tax information. This data demonstrates the stability of the East Hants tax structure. Variations in the tax rate reflect changing needs from year to year to provide sustainable services within the Municipality.

	2023/2024	2022/2023	2021/2022	2020/2021	2019/2020
Property Tax Rates (per/\$100 of Assessment)					
Residential/Resource Rate	\$0.8100	\$0.8500	\$0.8507	\$0.8507	\$0.8527
Percentage Change	-4.71%	-0.08%	0.00%	-0.23%	-0.93%
Commercial Rate	\$2.57	\$2.60	\$2.60	\$2.60	\$2.60
Tax Revenue					
Residential/Resource	\$18,070,886	\$16,423,062	\$14,954,466	\$14,541,811	\$14,074,166
Commercial	\$4,256,829	\$3,828,266	\$3,648,537	\$3,827,626	\$3,748,409
Other (GIL, Farm, Forest)	\$428,079	\$413,303	\$406,880	\$401,883	\$382,594
Uncollected Taxes (per FCI)*	---	5.00%	4.10%	4.90%	3.50%
Deed Transfer Tax Revenue	\$3,339,352	\$3,363,546	\$3,239,157	\$2,172,194	\$1,544,918

*FCI's not compiled for 2023/2024 and not finalized for 2022/2023

Deed Transfer Tax Allocation by Area	2023/2024		2022/2023		2021/2022	
	Revenue	%	Revenue	%	Revenue	%
Corridor Districts	\$2,212,188	66%	\$2,114,946	63%	\$1,920,011	59%
Rural Districts	386,568	12%	406,575	12%	510,731	16%
Mount Uniacke	740,597	22%	842,025	25%	808,415	25%
Total:	\$3,339,352	100%	\$3,363,546	100%	\$3,239,157	100%

Assessment CAP Program	2023/2024	2022/2023	2021/2022	2020/2021	2019/2020
Assessment Differential due to CAP Program Residential/Resource (000's)	\$497,000	\$250,000	\$178,000	\$169,000	\$165,000
Tax Rate Differential Due to CAP Program	\$0.15	\$0.10	\$0.08	\$0.08	\$0.08
Restated Rate without CAP	\$0.6625	\$0.7527	\$0.7724	\$0.7743	\$0.7753

The table above refers to the Assessment CAP Program, a Provincial program introduced in April 2005 that caps the annual increase in taxable assessment (of eligible residential and resource property) to a maximum of CPI. Various property types have been included in the CAP program making it easier for homeowners to have their residential assessment capped. In 2019, 2020, 2021, 2022 and 2023, assessments were capped at 2.9%, 1%, 0.3%, 5.4% and 7.7% respectively; this has had a profound effect on the distribution of tax burden in East Hants.

The table highlights the amount of assessment that is not taxable and the effect these changes have had on the residential tax rate in East Hants. The differential in the tax rate indicates the amount by which the tax rate could have been reduced had the CAP not been in place. This rate differential means that even though a homeowner has a CAP value on their assessment, they may still be paying more in property tax than they would have otherwise been paying had the program not been put in place. New homeowners and newly constructed or renovated homes (which are not part of the CAP) are most certainly paying a higher tax bill due to the CAP system.

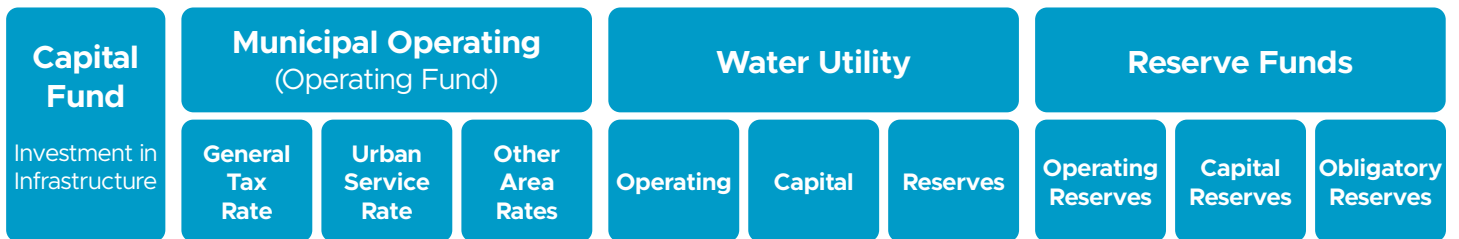


Financial Results 2023/2024

East Hants Annual Report serves as an opportunity to communicate to stakeholders, residents and local businesses regarding the Municipality's 2023/2024 financial and operational performance.

The 2023/2024 financial results have been prepared on a consolidated basis and by General Tax, Urban Service Rate and Water Utility operations and reserves. This report explains the variance from budget to actual for each of these areas. Also outlined is the status of the three municipal reserve funds. The Capital Fund holds our investment in infrastructure discussed in this report under Investing in our Infrastructure. Our financial reporting structure is depicted below:

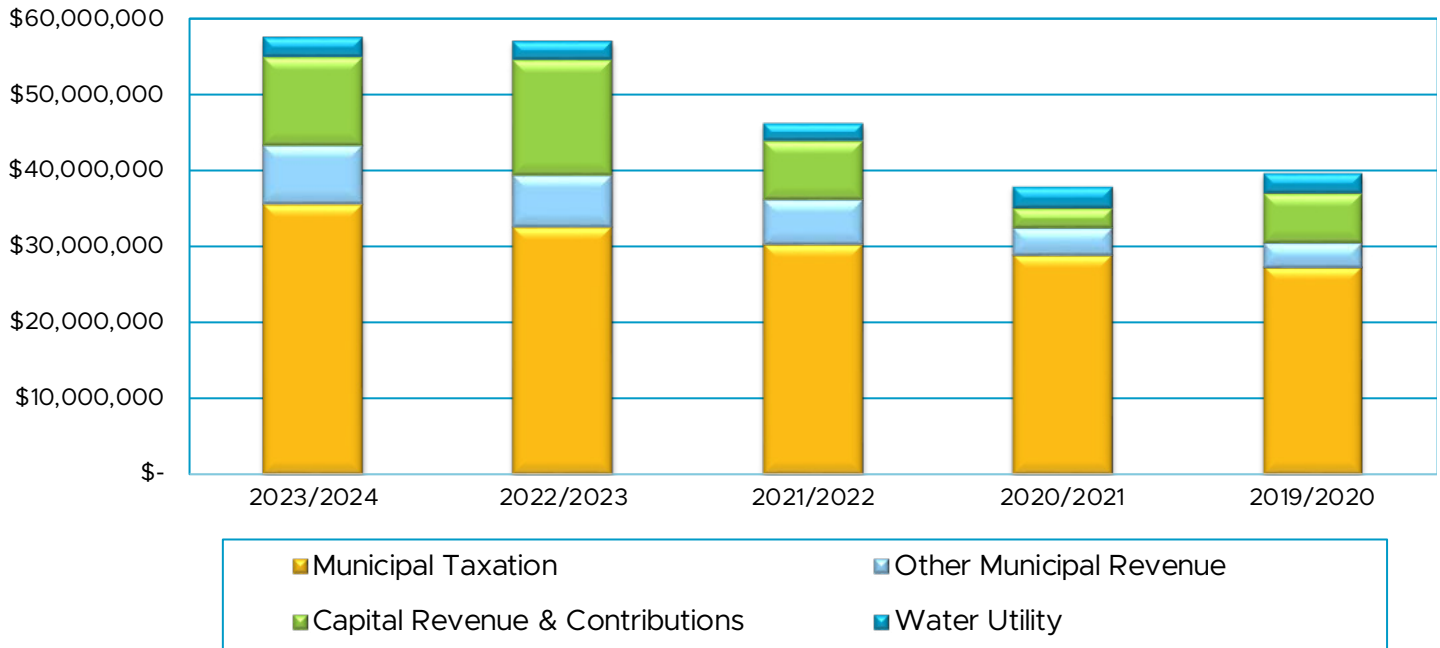
Consolidated Reporting



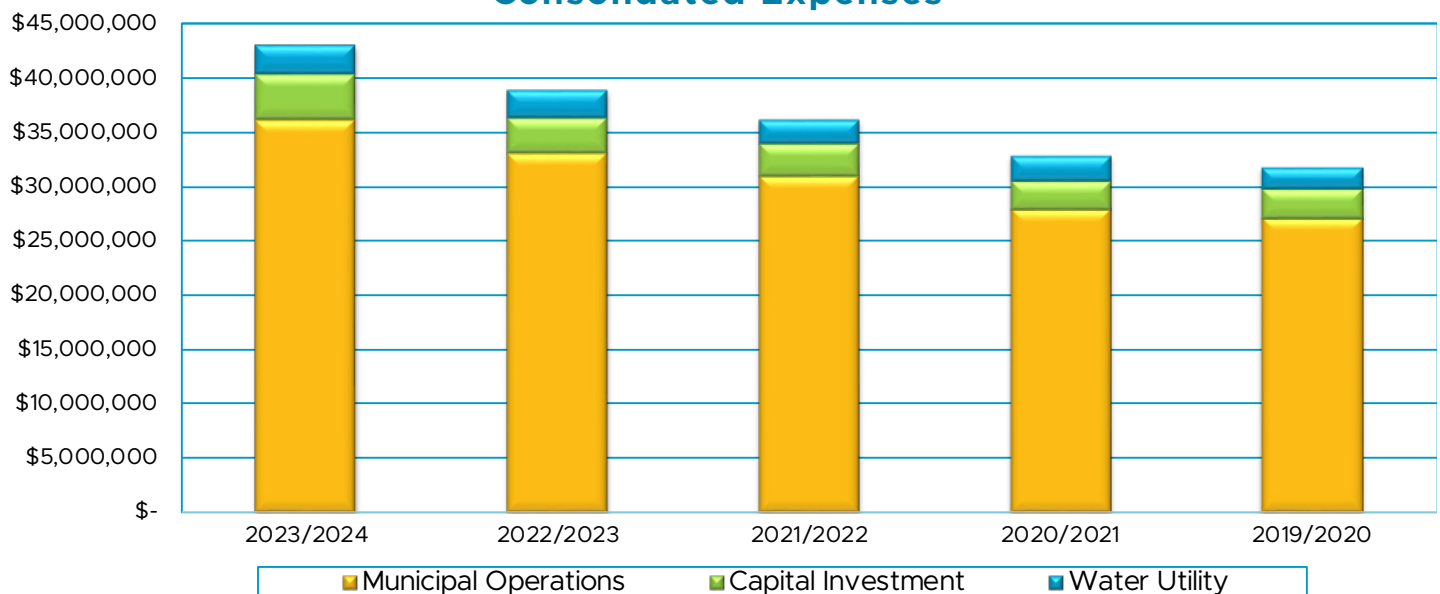
Consolidated Revenues and Expenses

The following charts represent the consolidated revenues and expenses for the Municipality for the previous five years:

Consolidated Revenues



Consolidated Expenses



Comparative Statement of Consolidated Revenues and Expenses

The following is a comparative summary of revenues by type and expenditures by function for fiscal 2023/2024. The financial statements include a detailed Consolidated Schedule of Operations by Function (Page 130 & 131) which gives the reader more details at the expenditure level (break down of expenditures into salaries/benefits, operating costs and fiscal service type expenditures).

Consolidated Revenue								
For years ended March 31 (in thousands of dollars)	Budget 2024		Actual 2024		Actual 2023		Budget to Actual Variance	Actual to Actual Variance
Taxation	\$34,395	64%	\$35,828	62%	\$32,843	58%	\$1,433	\$2,985
Sale of Services	3,417	6%	3,350	6%	3,399	6%	(67)	(49)
Other Revenue from Own Sources	1,265	2%	3,486	6%	2,447	4%	2,221	1,039
Government Grants - Operating	751	1%	779	1%	827	1%	28	(48)
Water Utility	2,507	5%	2,516	5%	2,507	4%	9	9
Revenue before Other	42,335		45,959		42,023		3,624	3,936
Government Grants - Capital	5,424	10%	5,424	9%	3,631	6%	-	1,793
Development/Other Contributions applied and gain on sale of TCA	5,927	11%	6,163	11%	11,415	21%	236	(5,252)
	11,351		11,587		15,046		236	(3,459)
Total Revenue	\$53,686		\$57,546		\$57,069		\$3,860	\$477
Consolidated Expenses								
General Government	\$7,914	17%	\$7,271	17%	\$6,703	17%	\$(643)	\$568
Protective Services	10,451	22%	10,442	24%	8,929	23%	(9)	1,513
Transportation	2,352	5%	1,969	5%	1,907	5%	(383)	62
Environmental Health Services	6,741	15%	6,602	15%	5,424	14%	(139)	1,178
Environmental Development	1,943	4%	1,664	4%	1,568	4%	(279)	96
Education & Social Services	6,494	14%	6,490	15%	5,889	15%	(4)	601
Recreation and Cultural Services	6,470	14%	5,909	14%	6,015	15%	(561)	(106)
Water Utility	3,129	7%	2,747	6%	2,574	7%	(382)	173
Total Expenses	\$45,494		\$43,094		\$39,009		\$(2,400)	\$4,085
Surplus (Deficit)	\$8,192		\$14,452		\$18,060		\$6,260	\$(3,608)

Description	Amount
Variance from Budget to Actual - Consolidated Surplus	
General tax rate variance as per the General Operations section	\$2,111,069
Urban service tax rate variance as per the Urban Service Rate section	47,704
Transfers (see Page 97)	1,677,213
Net gain on the sale/disposal of Municipal assets	117,621
Pension adjustment for the unamortized actuarial loss (Note 11 Financial Report)	(266,752)
Insurance proceeds - Centre Rawdon Hall	157,856
Non-urban streetlights, variance to budgeted surplus	3,741
Water Utility variance as per the Water Utility section	413,751
Interest earned on capital reserves	2,178,693
Asset retirement obligation accretion	(16,631)
Principal payments General Fund - Local Improvement - John Murray Drive (Provincial)	(12,600)
Principal payments General Fund - Lantz Fire Department recoverable	(151,950)
Net Variance from Budget to Actual	\$6,259,715



Capital Fund: Investing in our Infrastructure

The five-year Capital Investment Plan is approved each year by Municipal Council with several single and multi-year capital projects. The plan consolidates capital spending for urban service infrastructure, municipal operations and the East Hants Water Utility. The five-year investment in infrastructure is as follows:

Description	2023/2024	2022/2023	2021/2022	2020/2021	2019/2020
General Government (Municipal Administration, Buildings, Information Systems, Legislative, Human Resource systems)	\$202,775	\$80,342	\$69,611	\$125,378	\$85,028
Transportation (Roads, Sidewalks, LED Streetlights)	702,669	70,677	762,630	25,860	21,233
Environmental Development (Economic Development, Business Parks, Community Development)	2,119,840	348,161	456,695	936,801	1,695,970
Environmental Health (Wastewater, Waste Management, Environmental Stewardship)	5,362,964	1,561,797	1,539,208	1,564,790	748,174
Recreation & Cultural Services (Recreational Facilities, Parks, Tourism, Libraries, Cultural Buildings)	1,825,561	764,762	4,689,526	805,265	11,038,269
Water Utility (Infrastructure and Equipment related to Water Treatment & Distribution)	5,540,999	681,683	1,166,282	81,229	236,088
Total	\$15,754,808	\$3,507,422	\$8,683,952	\$3,539,323	\$13,824,762



Infrastructure Highlights: Completed Projects in 2023/2024

Tourism Infrastructure – Maitland & Walton Playgrounds

New playground installations in Maitland and Walton tourism areas. These playgrounds include accessible surfacing and aim to increase user experiences at key tourism sites.



Project Funding	Total Budget	Actual Expenditures		
		2023/2024	Prior Years	Total
Special Reserves	\$130,000	\$129,836	\$-	\$129,836
Total	\$130,000	\$129,836	\$-	\$129,836

John Murray Drive Playground

This playground was identified as a priority in the East Hants Parks, Open Space & Transportation Master Plan and includes an inclusive swing and a crusher dust walkway.



Project Funding	Total Budget	Actual Expenditures		
		2023/2024	Prior Years	Total
Capital out of Revenue	\$40,000	\$44,680	\$-	\$44,680
External Grant Funding	-	51,435	-	51,435
Special Reserves	20,000	-	18,480	18,480
Open Space	55,000	-	-	-
Total	\$115,000	\$96,115	\$18,480	\$114,596

Capacity Upgrade – Enfield Water Treatment Plant

Expansion to the Regional Water Treatment Plant in Enfield to increase treatment capacity within the East Hants Water System. The completion of this project will allow for additional growth within the serviced areas of East Hants.



Project Funding	Total Budget	Actual Expenditures		
		2023/2024	Prior Years	Total
Water Infrastructure Reserves	\$1,785,627	\$1,477,846	\$249,472	\$1,727,318
Depreciation Reserves	414,373	-	414,373	414,373
Total	\$2,200,000	\$1,477,846	\$663,845	\$2,141,691

Loader Replacement – Waste Management Centre

Purchase of a new loader at the Waste Management Centre. The loader is a crucial part of the waste management operation and is used daily for sorting and loading materials. East Hants retained the existing loader to build capacity and redundancy.



Project Funding	Total Budget	Actual Expenditures		
		2023/2024	Prior Years	Total
SSGF Funding	\$-	\$286,557	\$-	\$286,557
Special Reserves	258,000	-	-	-
Trade-in Value	55,000	-	-	-
Total	\$313,000	\$286,557	\$-	\$286,557

Infrastructure Highlights: Work-in-Progress Projects in 2023/2024

Shubenacadie Wastewater Treatment Plant Replacement

This project is to replace the current aging wastewater treatment plant which will increase capacity and expansion options for both current and future growth demand in Shubenacadie.

Project Funding	Total Budget	Actual Expenditures		
		2023/2024	Prior Years	Total
ICIP Funding	\$3,520,000	\$1,752,781	\$1,767,219	\$3,520,000
Sewer Infra Reserves	3,790,015	3,062,211	737,511	3,799,722
Debt	1,835,000	9,718	-	9,718
Water Infra Reserves	114,295	-	104,558	104,558
Special Reserves	52,370	-	52,370	52,370
Depreciation Reserves	228,320	-	236,261	236,261
External-Other	-	-	19,473	19,473
Total	\$9,540,000	\$4,824,710	\$2,917,392	\$7,742,102

Active Transportation – Highway 214

Create and expand an active transportation trail along Highway 214 to connect strategic locations throughout Elmsdale. This project will enable a safer transportation network for pedestrians and cyclists.

Project Funding	Total Budget	Actual Expenditures		
		2023/2024	Prior Years	Total
CCBF Funding	\$1,253,334	\$1,032,721	\$43,379	\$1,076,100
Special Reserves	454,666	246,002	24,641	270,643
External-Other	-	132,985	-	132,985
Total	\$1,708,000	\$1,411,708	\$68,020	\$1,479,728


Lantz Water Tower Renewal

Refurbishment of the Lantz water tower including a new interior and exterior coating. This project will extend the life of a crucial asset in the East Hants Water Utility.

Project Funding	Total Budget	Actual Expenditures		
		2023/2024	Prior Years	Total
Depreciation Reserves	\$850,000	\$120,614	\$-	\$120,614
SSGF Funding	-	454,641	-	454,641
Total	\$850,000	\$575,255	\$-	\$575,255



Operating Fund: Municipal Operations



Subsequent to various transfers to reserve and funding adjustments (see General Tax Rate section below), the General Tax Rate surplus was recorded at \$1,028,602 for 2023/2024 and transferred to the Operating Contingency Reserve. The full 2023/2024 surplus of \$1,099,400 can be broken down as follows:

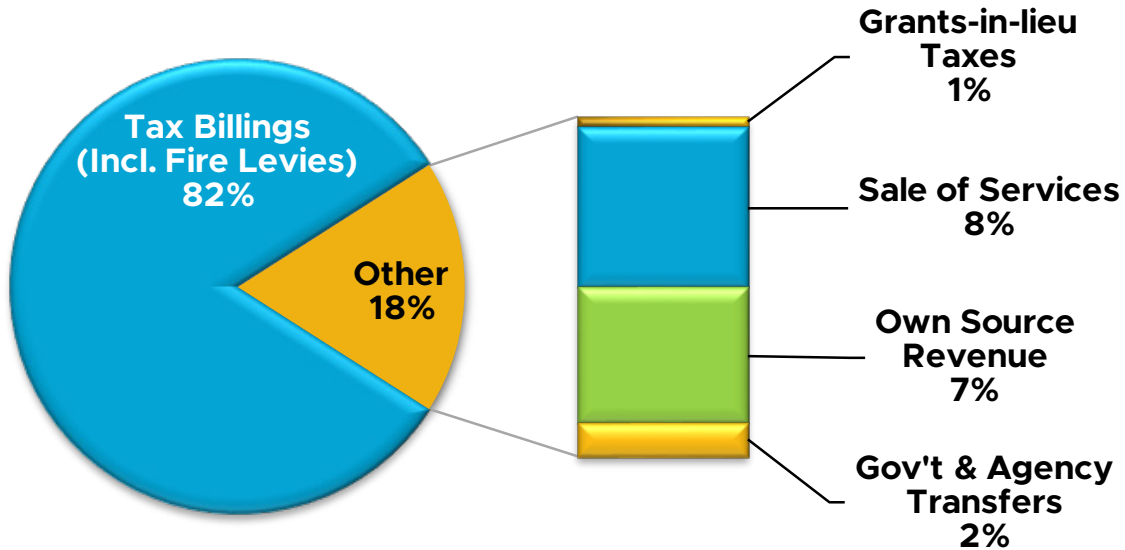
General Operations	\$1,028,602
Urban Service Rates	49,009
Other Lights	21,789
Total	\$1,099,400



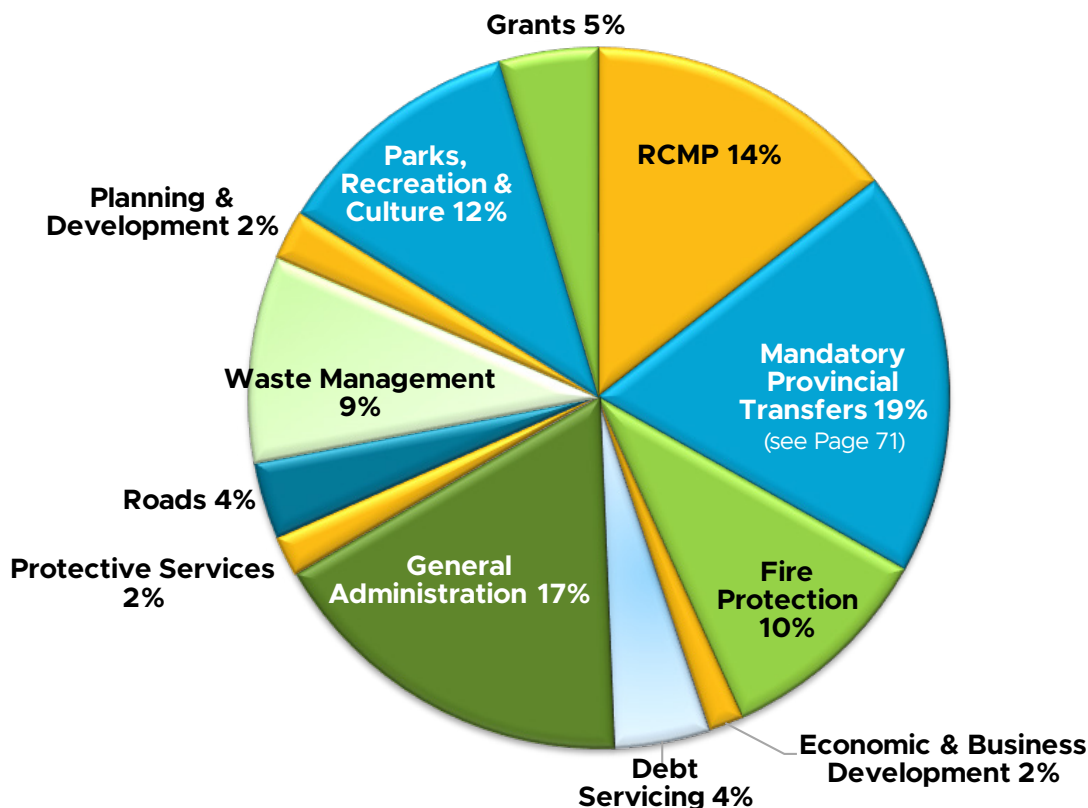
General Tax Rate

The following pie charts represent the general tax rate revenues and expenses for the Municipality for 2023/2024 (excluding transfers to reserve, amortization expense, pension accounting and landfill closure entries):

2023/2024 General Operations Revenues



2023/2024 General Operations Expenditures



2023/2024 General Tax Rate Continued

The total General Tax Rate budget for 2023/2024 was set at \$38.5 million. The table below reflects a positive variance of \$2,111,069 (5.5% of budget), prior to the unplanned transfers to and from reserves. The significant variances in general operations revenue and expenses from budget to actual are outlined and discussed in the following table:

(Increases) / Decreases in Revenue	
Deed transfer tax	\$(1,464,352)
Tipping fee, scrap metal & RRFB diversion credit revenue	(265,761)
East Hants Arena Association (EHAA) includes \$60K grant from East Hants	(198,995)
Tourism grant/student employment funding	(48,154)
Interest on investments & receivables net of financing fees	(43,388)
Planning & building permits	(34,282)
Fines and other revenue	(7,419)
Nova Scotia Power & government GILs offset by Bell & HST Offset grants	(3,000)
Tax inquiries	(1,716)
Net property tax revenue, including planned amount for assessment appeals of \$60,000	5,348
LEMC tenant revenue net of rent expense	49,052
Administration fees	65,730
Aquatics (closure from flood \$399.5K) offset by additional day camp & tourism program revenues	389,735
Variance from Budget to Actual - Revenue	\$(1,557,202)
Increases / (Decreases) in Expenses	
Aquatics (incl. wages, heating fuel, power, chemicals, snow removal & bank fees offset by repairs)	\$(682,248)
Wages & honorariums	(116,663)
Various operational items -primarily for community events	(36,674)
Snow removal, contracts, professional fees	(35,438)
Computer hardware, software & support	(24,332)
Insurance	(23,376)
Training education, travel & meeting expense	(20,964)
Building & property maintenance, security & safety	(20,783)
Miscellaneous items (includes office supplies, postage, publications & operational materials)	(18,379)
Promotion & advertising	(15,998)
Tax exemptions & municipal grants	(5,482)
Business development	(3,212)
Vehicle fuel	(1,667)
Power, heating fuel and water (primarily power)	3,116
Bad debt on receivables	4,241
Provincial mandated costs (Corrections, Education, Provincial Housing)	15,000
Solid waste costs (waste, organics & recycling)	31,183
Grants primarily \$60K for the East Hants Arena Association	64,910
East Hants Arena Association	332,899
Variance from Budget to Actual - Expense	\$(553,867)

Variance from Budget to Actual	\$(2,111,069)
Decrease in transfer from Operations to Capital	(1,069)
Original planned deficit	8,881
Net Surplus End of Year	\$(2,103,257)
Surplus transferred as follows:	
Transfer to reserves surplus	\$1,028,602
Sportsplex Revitalization capital project Council Motion May 2024	350,000
Hospital balloon payments (future debt payments)	340,615
Waste Management overall surplus - \$190.8K reserves not required for deficit	191,484
Mount Uniacke recreation Council Motion May 2024	119,000
Rural Fire Department Capital Fund Council Motion May 2024	80,000
Sustainability funding (savings in payroll)	75,095
Fire Training Facility - Noel	47,782
Fire Training Facility - Noel (funded from reserves)	(47,782)
Computer support (surplus from ADP payroll fees)	23,425
Office equipment	15,092
Aquatics Centre signage	7,846
Accessibility aids	6,000
East Hants Arena Association deficit	(133,902)
Total	\$2,103,257

Mandatory Provincial Transfers

East Hants is required by provincial regulation to collect for provincial services in our tax rate. As outlined in 2023/2024 General Operations Expenditures graph on Page 69, these mandatory provincial contributions represent approximately 19% of East Hants' annual general operating expenditures. In 2023/2024, the budgeted contributions to provincial services made up \$0.2899 cents of the \$0.81 general tax rate (36%).

Municipal Contribution:	2023/2024	2022/2023	2021/2022	2020/2021	2019/2020
Education	\$6,398,652	\$5,835,048	\$5,682,864	\$5,487,396	\$5,296,776
Social Services	91,039	54,228	92,697	60,755	62,197
Corrections	299,209	292,963	292,216	291,481	290,053
Regional Library	169,300	169,300	169,300	141,986	141,986
Total	\$6,958,200	\$6,351,539	\$6,237,077	\$5,981,618	\$5,791,012

Urban Service Rate

The Urban Service Rate (USR) is the largest of our area rates; charged to residents in the “Corridor” area (Shubenacadie to Enfield), this rate is reported on separately as it affects a significant number of residents and Councillors. The rate covers all urban services (streetlights, wastewater, hydrants and sidewalks) with the exception of some sub-urban streetlights.

The total USR operating budget for 2023/2024 was set at \$3.4 million. The final surplus was \$49,009 which was transferred to the USR Contingency Reserve. The significant variances from budget for the Urban Service Rate are outlined and discussed in the following table:

(Increases) / Decreases in Revenues	
Urban service rate tax levies - primarily related to Wastewater Management Fee revenue	\$(36,247)
Wastewater servicing capacity study revenue from obligatory reserves	(35,082)
Irving Oil servicing agreement	(11,223)
Sewer hook-up & usage revenue, net of reserves transfer	(1,421)
Variance from Budget to Actual - Revenue	\$(83,973)
Increases / (Decreases) in Expenses	
Other general operations - primarily from savings in contracts offset by debt interest	\$(23,760)
Wages & benefits – savings	(19,975)
Computer & admin support - costs savings for administration, finance and IT support	(18,190)
Public fire protection	(11,741)
Operational materials & small equipment	(5,277)
Plant & grounds maintenance for wastewater properties	13,344
Wastewater servicing capacity study	35,082
Wastewater repairs - July flooding	66,786
Variance from Budget to Actual - Expense	\$36,269
Variance from Budget to Actual	\$(47,704)
Original planned surplus	(1,305)
Net USR Surplus End of Year	\$(49,009)

Reserves - Urban Service Rate

Reserve funds are funds set aside to help offset future financing requirements; these are drawn upon to finance capital and operating expenditures as designated by Council. Urban type services are very infrastructure intensive, requiring significant funding for most capital projects. For this reason, reserve fund balances are a fundamental component of managing the financial stability of the USR. The following amounts are being held in reserve at March 31, 2024, for the USR systems:

For Capital Purposes	Amount	For Operating or Capital Purposes	Amount
Wastewater	\$42,183	Sidewalks	\$1,510,717
Stormwater	2,885	Wastewater	2,177,277
Total	\$45,068	Contingency	1,102,559
		Total	\$4,790,553

Council has approved a plan to reduce debt payments in the Urban Service Rate by setting aside \$218,400 in the sidewalk operating reserves to fund future sidewalk debt payments. The wastewater reserves are restricted to desludging, lagoon vegetative growth, and lift station pump and forcemain upgrades.



East Hants Water Utility

The East Hants Water Utility (EHWU) serves 3,096 customers in the communities of Shubenacadie, Lantz, Elmsdale and Enfield. The Utility also operates a bulk water station in Enfield that serves water haulers and residents throughout the region. The Municipality is accountable to the Nova Scotia Utility and Review Board (NSUARB) for all matters relating to water utility accounting and rate setting. East Hants received approval from the NSUARB to increase rates for three years beginning July 1, 2017. These approved rates will remain in effect until the next rate review.

At March 31, 2024, the Utility showed an accumulated fund balance of \$1,539,004. Operating results for 2023/2024 reflect a negative change in fund balance (operating deficit) of \$206,297. This deficit is explained in the following table:



(Increases) / Decreases in Revenues

Obligatory reserves - water capacity study	\$(33,926)
Interest & penalty revenue	(6,120)
Bulk water revenue	(4,004)
Increase in water meter connections, installations and disconnections	(3,867)
Public fire protection	11,741
Water billing revenue - increase in base charge (\$8.5K) offset by water consumption decrease (\$47.4K)	38,862
Variance from Budget to Actual - Revenue	\$2,686

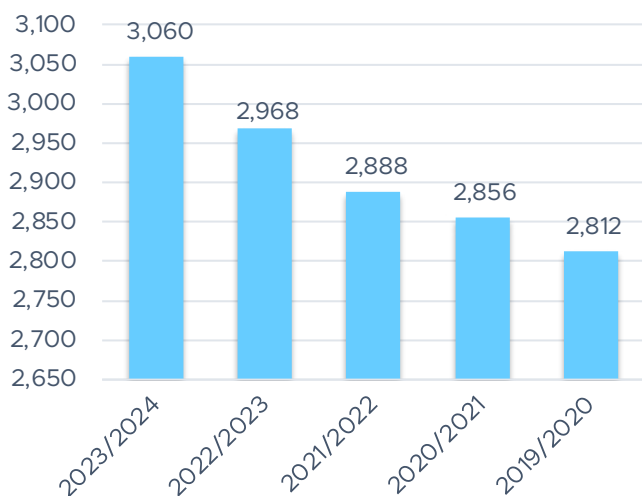
Increases / (Decreases) in Expenses

Financing of previously purchased land	\$(225,379)
Professional fees for Nova Scotia Environment requirements & rate review	(187,125)
Wages & benefits	(56,671)
Other operating costs - primarily savings in postage, advertising, allsystems & recovery of bad debt	(55,206)
Equipment & property and grounds maintenance	(38,845)
Computer & admin support - costs savings for administration, finance and IT support	(31,546)
Snow removal	(20,286)
Amortization - completion of EHWU capital projects	(10,118)
Vehicle - primarily repairs	(3,072)
Fuel & power	25,400
Contracts - high costs of watermain breaks & water capacity study	52,740
Operational materials - primarily increase in chemicals	133,671
Variance from Budget to Actual - Expense	\$(416,437)

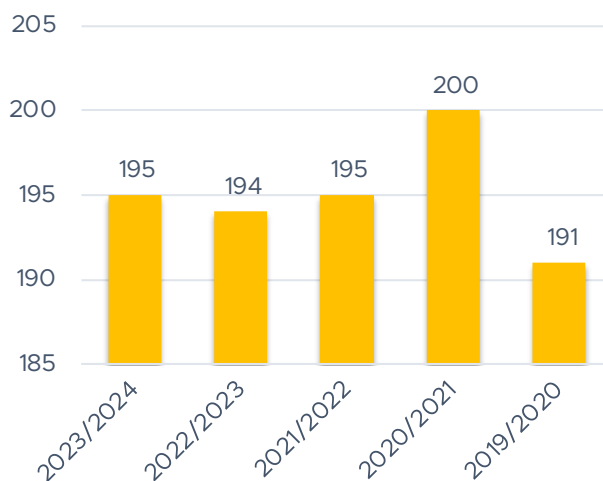
Variance from Budget to Actual

Variance from Budget to Actual	\$(413,751)
Decrease in transfer from Operations to Capital for water meters	(1,271)
Original planned deficit	621,319
Net Deficit End of Year	\$206,297

Average Number of Accounts



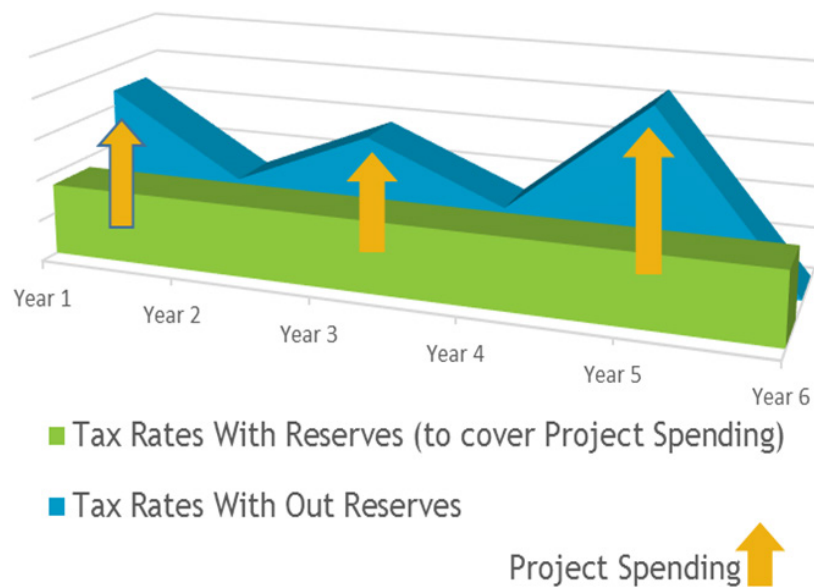
Average Number of Cubic Meters Consumed Per Account



Reserves


Reserve funds are established by Council by setting aside money to help offset future financing requirements. When required, the funds are drawn upon to finance capital and operating expenditures as designated by Council. Using reserve funds to minimize tax rate fluctuations is a fundamental component of financial management for East Hants.

Operating and capital reserves are consolidated within the Accumulated Surplus position on the Statement of Financial Position (Page 102); Obligatory reserves are reported in the liabilities section of the Statement of Financial Position (Page 102).



Importance of Reserves

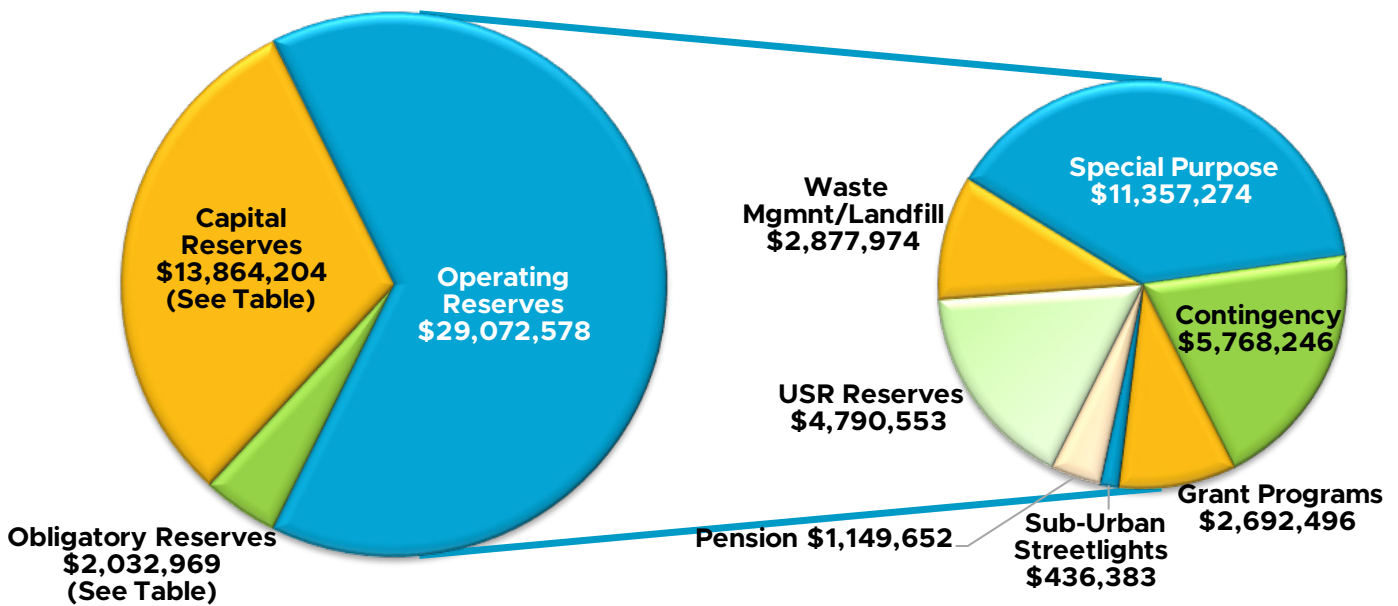
Reserves are key to the financial success of the Municipality and Council's ability to respond to the needs of East Hants residents and future development. Council strives to balance the desire to keep the tax burden as low as possible with the need for healthy reserve balances to ensure financial stability into the future.



The Municipality has approximately \$45 million in operating, capital and obligatory (infrastructure) reserves. Of this amount, \$13.9 million is set aside for capital work and \$29.1 million is being held in operating reserves, which can be used for operating or capital purposes. The Municipality of East Hants also has \$2 million in obligatory reserves, money collected specifically for open space and for sewer & water infrastructure.

Each reserve fund is further broken down for specific uses. For a detailed list of Reserve Fund balances, see Page 127, Schedule of Reserve Operations. The following graph summarizes the funds:

2023/2024 Reserves Held for Future Use - \$45M



Types of Reserves

Special Reserves: Monies set aside for a specific purpose, both Capital and Operating

Contingency Reserves: Surplus funds set aside for unanticipated expenditures

Obligatory Reserves: Infrastructure reserves (trunk sewer, water fees and open space)

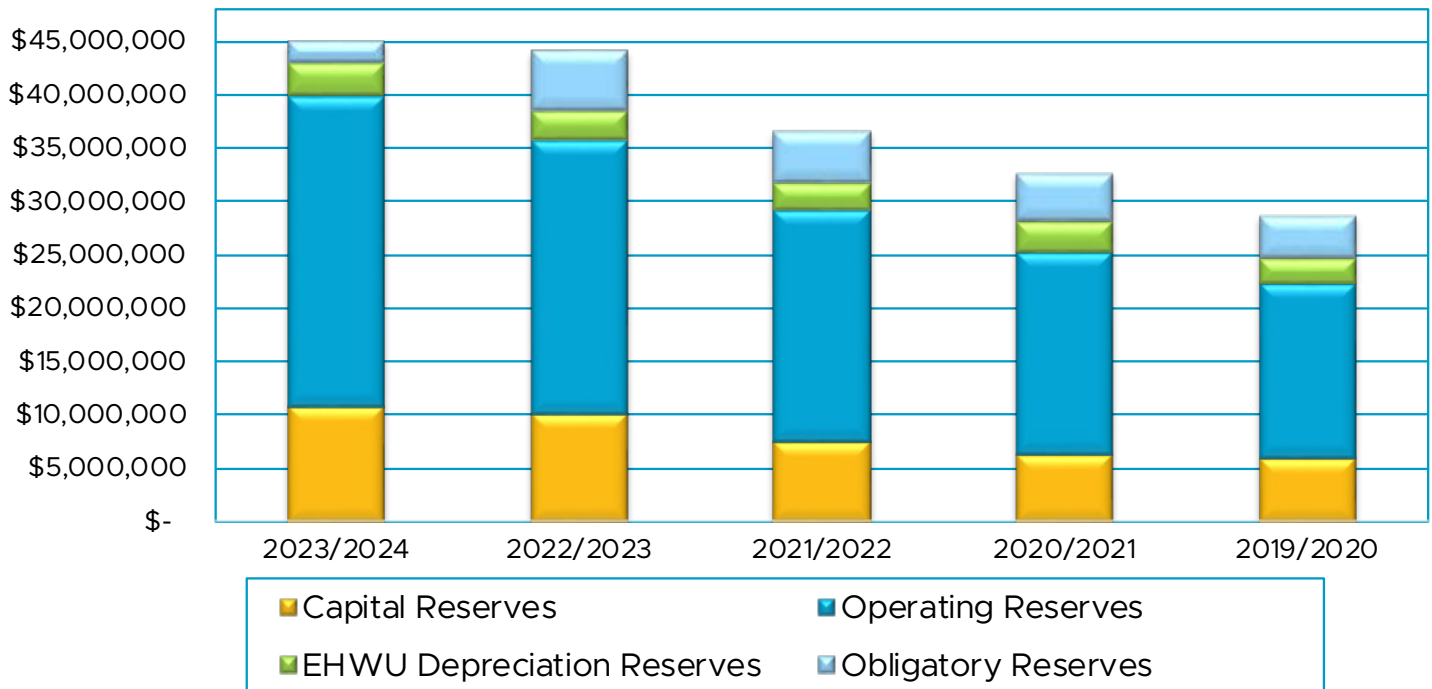
Depreciation Reserves: Water Utility

Reserves Continued

Capital Reserves	Amount	Obligatory Reserves	Amount
Water System Infrastructure	\$3,089,095	Sewer Infrastructure	\$330,691
USR Capital Reserves	45,068	Water Infrastructure	811,289
Business Park Expenditures	1,459,835	Open Space	890,989
Canada Community Building Fund	5,909,413		
Sustainable Services Growth Fund	430,667		
Housing Accelerator Fund	1,480,215		
Landfill Site Post Closure	147,390		
Other	1,297,751		
Road Paving	4,770		
Total	\$13,864,204		\$2,032,969

The chart below summarizes the reserve balances of the Municipality over the past five years:

East Hants Five-Year Reserves Comparison





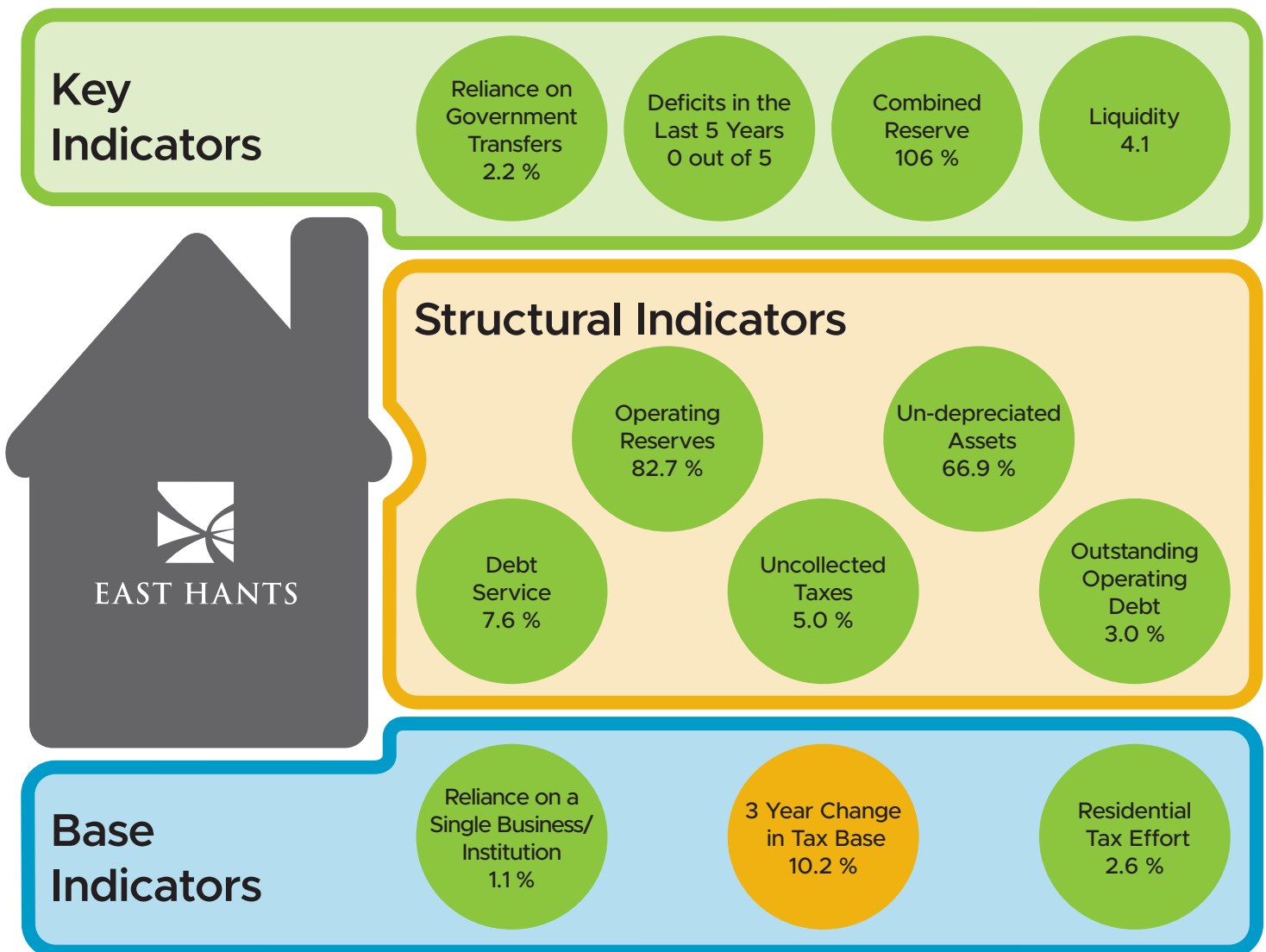
Financial Condition Indicators

The Financial Condition Index helps municipal councils and other stakeholders make sense of municipal financial information by providing a variety of sources in a single document. The index is organized into three financial indicators that focus on the Municipality's strengths, trends and risk areas.

Thresholds are based on jurisdictional scans, literature reviews, and municipal consultations. A **green** circle around the indicator indicates low risk, **yellow** indicates moderate risk and **red** indicators are a predictor of high risk situations (none below).

Annually the Province of Nova Scotia provides a report of the Financial Condition Indicators for all municipalities in the province. The East Hants' preliminary results (below) were very favourable.

The information in this report has been calculated using East Hants data for 2021/2022 and 2022/2023, with the recommended thresholds being provided by the Province. Below is a preliminary snapshot of East Hants indicators along with comments that are important to our stakeholders for understanding the results. The indicators for 2023/2024 will be calculated by the Province once the Financial Information Returns for all municipal units are filed. The detailed discussion of the results can be found on the East Hants website: easthants.ca/municipal-budget



Key Indicators

	2022/2023	2021/2022	Recommended Threshold
Reliance on Government Transfers	2.2%	5.2%	Below 15%
Deficits in the Last 5 Years	0/5	0/5	0/5
Combined Reserve	106%	93.6%	Above 40%
Liquidity	4.1	3.9	Above 1.5

Reliance on Government Transfers (%)

The Municipality of East Hants receives government operating grants for Solid Waste Programs, Farm Property Acreage and application based funding agreements. The Municipality of East Hants does not receive any Equalization funding from the Province.

Deficits in the Last 5 Years (#)

Municipalities must prepare balanced operating budgets. Any deficits must be repaid in the following budget year. East Hants incurred surpluses for this period and is therefore assessed at a low risk.

Combined Reserve (%)

The Municipality of East Hants sets aside funds each year for reserves in order to plan ahead and ensure large capital investments and operating expenditures can be met without an increased tax burden for residents. This indicator measures East Hants' combined reserve (includes operating, capital and water reserves) as a percentage of total operating and amortization costs. At 106% in 2022/2023, East Hants is above the target (40%) and has limited its future risk by maintaining a healthy reserve balance.

Liquidity (#)

This indicator is calculated as Short Term Operating Assets divided by Short Term Operating Liabilities.

For East Hants, short term assets include cash, taxes receivable and other monies owing from external sources (grants, HST, Deed Transfer Tax, etc.). The short term liabilities include amounts owing for payroll, trade payables (amounts owing to suppliers at the end of the fiscal year) and deferred revenue (monies paid on taxes in advance, for swimming lessons, etc.).

Financial Condition Indicators Continued

Structural Indicators

	2022/2023	2021/2022	Recommended Threshold
Undepreciated Assets	66.9%	66.2%	Above 50%
Debt Service	7.6%	10.9%	Below 10%
Outstanding Operating Debt	3.0%	3.4%	Below 25%
Uncollected Taxes	5.0%	4.1%	Below 10%
Operating Reserves	82.7%	75.9%	Above 20%

Undepreciated Assets (%)

The Municipality's significant investment in infrastructure over the past few years has resulted in a higher % for this indicator. New infrastructure has a higher book value and a greater remaining useful life than older infrastructure. Normal depreciation offset by additions to capital infrastructure has kept this percentage consistent year-over-year.

Debt Service (%)

The indicators around debt can be slightly misleading for a rural municipality investing heavily in urban infrastructure. The debt service ratio is driven by a high investment in capital infrastructure as compared to other rural municipalities. East Hants continues to focus on debenture repayments in an effort to increase overall financial health.

Outstanding Operating Debt (%)

This indicator is calculated by measuring East Hants' annual borrowing amount (debt) as compared to its borrowing limit, which is 50% of the combination of taxes levied and transfers from government. At 3%, East Hants is comfortably below the threshold limit of 25%.

Uncollected Taxes (%)

The Municipality of East Hants has a full-time Collection Officer and actively collects through payment arrangements, tax sale and adherence to Council collection policies. The Uncollected Tax Calculation is favourable for both 2021/2022 and 2022/2023 due to the efficient collection of taxes.

Operating Reserves (%)

Reserve funds are established by Council by setting aside money to help offset future financing obligations; when required, the funds are drawn upon to finance capital and operating expenditures as designated by Council. Using reserve funds to minimize tax rate fluctuations (due to significant one-time budgeted expenditures, unanticipated expenditures and revenue shortfalls) is a fundamental component of financial management for East Hants.

Base Indicators

	2022/2023	2021/2022	Recommended Threshold
Reliance on a Single Business or Institution	1.1%	1.1%	Below 10%
Three Year Change in Tax Base	10.2%	10.3%	18.3% or Above
Residential Tax Effort	2.6%	2.4%	Below 4%

Reliance on a Single Business or Institution (%)

The ratio for reliance on a single business is low due to the variation of industry represented in East Hants, large amount of farm and forest lands, and significant residential assessment. This indicator is favourable for East Hants for both 2021/2022 and 2022/2023.

Three Year Change in Tax Base (%)

The Municipality of East Hants has a lower percentage for this indicator due to the high rate of inflation between 2020 and 2023. Assessments grew by over 10% in both 2021/2022 and 2022/2023; which demonstrates strong growth. However, inflation over the same period was very high at 18.3%.

Residential Tax Effort (%)

The ratio for both the 2021/2022 and 2022/2023 years meets the threshold set by the Province. East Hants tax effort for both years was focused on mitigating residential tax burden increases, while still providing a high level of service.



Municipal Grant Program

The Municipal Grant Program supports several non-profit community groups in the delivery of their programs and services. The details of all grants issued by Council in 2023/2024 are:

Recipient	Cost Covered	Amount
Annual Maintenance Grants for Municipally Owned Properties:		
East Hants Museum Society (Tin Smith)	2023/2024 Annual maintenance at Tin Smith Museum	\$13,000
Walton Area Development Association	2023/2024 Annual maintenance at Walton Lighthouse	5,000
Sub-Total		\$18,000

Annual Staffing Grants for Municipally Owned and/or Leased Tourism Properties:		
Walton Area Development Association	2023/2024 Staffing Grant	\$3,000
Sub-Total		\$3,000

Beautification Grants:		
Admiral Rock Memorial Association	Beautification Grant	\$350
Beth Ouellette	Beautification Grant	162
CHArt Society	Beautification Grant	350
East Hants Community Learning	Beautification Grant	500
East Hants Ground Search & Rescue	Beautification Grant	1,000
East Hants Historical Society	Beautification Grant	350
Elmsdale Beautification Society	Beautification Grant	1,500
Enfield in Bloom	Beautification Grant	5,300
Grace United Church Hall	Beautification Grant	250
Hardwood Lands Cemetery	Beautification Grant	500
Hardwood Lands Hall Committee	Beautification Grant	1,000
Lantz Recreation Society	Beautification Grant	1,000
Maitland Volunteer Fire Dept. Aux	Beautification Grant	350
Milford Recreation Association	Beautification Grant	1,000
Milford Volunteer Fire Dept.	Beautification Grant	1,000
Shubenacadie Community Development	Beautification Grant	1,500
St Paul's Anglican Church	Beautification Grant	350
Tennecape Community Club	Beautification Grant	1,000
Uniacke & District Legion Branch 165	Beautification Grant	700
Walton United Church Cemetery	Beautification Grant	500
Sub-Total		\$18,662



Recipient	Cost Covered	Amount
Charitable Organization Tax Exemptions:		
Anglican Church	2023/2024 Taxes Bylaw F-400	\$584
C W Saunders Lodge Hall 125	2023/2024 Taxes Bylaw F-400	1,799
Community Hall Noel	2023/2024 Taxes Bylaw F-400	2,300
Community Hall Upper Rawdon	2023/2024 Taxes Bylaw F-400	4,133
Corridor Community Options	2023/2024 Taxes Bylaw F-400	26,513
East Gore Community Club	2023/2024 Taxes Bylaw F-400	4,310
East Hants Ground Search and Rescue	2023/2024 Taxes Bylaw F-400	2,891
East Hants Historical Society	2023/2024 Taxes Bylaw F-400	903
East Noel Community Club	2023/2024 Taxes Bylaw F-400	871
East Walton Community Hall	2023/2024 Taxes Bylaw F-400	1,408
Enfield & District Lion's Club Association	2023/2024 Taxes Bylaw F-400	3,181
Gore District Volunteer Fire Department	2023/2024 Taxes Bylaw F-400	2,331
Hall Foresters Maitland	2023/2024 Taxes Bylaw F-400	1,527
Hants North Community Food Bank	2023/2024 Taxes Bylaw F-400	2,238
Lantz Recreation Society	2023/2024 Taxes Bylaw F-400	3,630
Lion's Memorial Park Society	2023/2024 Taxes Bylaw F-400	825
Maitland & District Development Association	2023/2024 Taxes Bylaw F-400	1,583
Milford Recreation Association	2023/2024 Taxes Bylaw F-400	9,718
Minasville Community Centre	2023/2024 Taxes Bylaw F-400	1,999
Municipality of East Hants leased to E.H. Horne School Preservation Society	2023/2024 Taxes Bylaw F-400	7,101
Municipality of East Hants - Enfield Earth Keepers	2023/2024 Taxes Bylaw F-400	2,115
Nine Mile River & District Volunteer Fire Department	2023/2024 Taxes Bylaw F-400	438
Northern Hants Benevolent	2023/2024 Taxes Bylaw F-400	3,405
Rainbow Community Club Hall	2023/2024 Taxes Bylaw F-400	3,390
Shubenacadie Community Development Association	2023/2024 Taxes Bylaw F-400	3
Stanley & Mosherville Hall Association	2023/2024 Taxes Bylaw F-400	846
Stanley Sport Aviation Association	2023/2024 Taxes Bylaw F-400	1,928
Tennecape Community Club	2023/2024 Taxes Bylaw F-400	1,758
The CHArt Society	2023/2024 Taxes Bylaw F-400	5,484
Tot's Academy Child Care Society	2023/2024 Taxes Bylaw F-400	14,345
Trustees of N M R Community Hall	2023/2024 Taxes Bylaw F-400	3,989
Trustees of The Hardwood Land	2023/2024 Taxes Bylaw F-400	4,940
Uniacke & District Fire Department	2023/2024 Taxes Bylaw F-400	310
Uniacke Lodge No 128 A F & A M	2023/2024 Taxes Bylaw F-400	3,025
Water Utility East Hants	2023/2024 Taxes Bylaw F-400	206,375
Sub-Total		\$332,198

Recipient	Cost Covered	Amount
Community Grants:		
Bell Park Development Association	Trail Development	\$1,500
Ben Orchard	Athlete Travel - Rugby	100
Brenna Boutilier	Athlete Travel - Volleyball	100
Corridor Minor Baseball	Sound System, Umbrellas/Stands	1,500
Corridor Volleyball Club	Coaching Education	1,200
Darryl Drover	Athlete Travel - Volleyball	100
East Hants Crime Prevention	Christmas Parade Insurance	500
East Hants Mastodons Fast Pitch	U15 Nationals Travel	1,200
East Walton Community Club	Front Step Repairs	1,500
Elmsdale Beatification Society	Park Maintenance	1,500
Enfield, Elmsdale & Dist. Lions Club	Park Maintenance, Walkway Installation	1,500
Empire Trails Association	Trail Maintenance	1,500
Fall River Fury Volleyball Club	Athlete Travel	1,100
Gordana Kolic	Athlete Travel - Volleyball	100
Hants East Rural High School - Boys Hockey	Event Hosting, RCMP Charity Game	750
Hants North Baseball Association	Travel to U13 AAA Atlantic's	1,300
Inner Strength TKD- Jonah Priddle	Athlete Travel - Taekwondo	\$100
Kids Action Group	Equipment - Infant/Toddler Carriers	986
Lions Memorial Park Society	Park Maintenance & Santa in the Park Event	1,750
Mawikuit'k Society	2023 Freedom March	750
Milford Recreation Association	Maintenance and Milford Meltdown Community Event	1,500
Mount Uniacke Mustangs	Field Maintenance Equipment	1,500
Nine Mile River Trails Association	Trail Maintenance	1,686
Nova Scotia U23 Selects	Athlete Travel	500
Off Leash East Hants Society	Grounds Maintenance	1,500
Shubenacadie Fire & Emergency Services	Tree Lighting & Fireworks	250
Shubenacadie Hay Days Society	Event Hosting	712
The Rising Tide New Horizon Group	Window Replacement	1,500
Uniacke Baptist Church	Heat Pump Install	1,377
Sub-Total		\$29,561

Recipient	Cost Covered	Amount
Community Partnership Grants:		
Corridor Community Options for Adults	Grant 2023/2024 Council Motion C23(36)	\$15,000
East Hants Community Learning	Grant 2023/2024 Council Motion C23(36)	50,000
East Hants Family Resource Centre	Grant 2023/2024 Council Motion C23(36)	20,000
East Hants Historical Society	Grant 2023/2024 Council Motion C23(36)	16,158
East Hants Sport Heritage Society	Grant 2023/2024 Council Motion C23(36)	5,000
East Hants Youth Links	Grant 2023/2024 Council Motion C23(36)	6,000
Kids Action Program	Grant 2023/2024 Council Motion C23(36)	10,000
Sub-Total		\$122,158

District Recreation Fund:		
EH Horne School Preservation Society	Painting & Flooring	\$13,949
East Gore Community Club	Roof Replacement	12,293
Empire Trails Association	Bridge Replacement	14,002
Gore Volunteer Fire Dept.	Furnace Replacement & Upgrade	9,200
Lions Memorial Park Society	Washroom Building	5,175
M & M Recreation	Completion of 2022 Ballfield Upgrades	684
Milford Recreation Association	Siding Repairs, Trail Benches & Picnic Tables	19,076
Nine Mile River Community Hall & Club	Solar Project	3,598
Nine Mile River Trails Association	Completion of 2022 Trail Project	527
Rainbow Community Club	Roof Project	5,400
Uniacke District Home	Completion of 2020 Project	1,000
Sub-Total		\$84,904

Dr. JT Snow Bursary:		
Chignecto Regional Centre for Education	High School Bursary	\$1,000
Hants East Rural High School	High School Bursary	1,000
Windsor & Area Education Fund Association (Avon View High School)	High School Bursary	1,000
Sub-Total		\$3,000

Recipient	Cost Covered	Amount
EMO Grants:		
East Hants Ground Search & Rescue	2023/2024 Annual Operating Grant & Comfort Centre Exp.	\$28,290
East Hants Special Hazards Response Unit	2023/2024 Annual Operating Grant	7,142
Milford Recreation Association	2023/2024 Comfort Centers/ Shelters Funding	10,000
Noel Volunteer Fire Department	2023/2024 Generator Purchase	3,543
Sub-Total		\$48,975

Fire Department Annual Operating Grants:		
Gore Volunteer Fire Department	2023/2024 annual operating grant	\$11,149
Kennetcook Volunteer Fire Department	2023/2024 annual operating grant	11,149
Maitland & District Volunteer Fire Department	2023/2024 annual operating grant	11,149
Noel & District Volunteer Fire Department	2023/2024 annual operating grant	11,149
Rawdon District Volunteer Fire Department	2023/2024 annual operating grant	11,149
Walton Volunteer Fire Department	2023/2024 annual operating grant	11,149
Fire Training Facility - Noel	2023/2024 annual operating grant	177,218
Sub-Total		\$244,112



Recipient	Cost Covered	Amount
General Government Grants:		
4H Nova Scotia	General Government Grant 2023/2024 CM C23(241) Pro Show	\$500
After Trauma Empowerment Network	NFP Insurance Grant 2023/2024 CM C23(42)	1,500
Bell Park Development Association	NFP Insurance Grant 2023/2024 CM C23(42)	403
C.E.H. Regional Library	General Government Grant 2023/2024 CM C23(140) Library Contr.	2,000
Canoe Kayak Nova Scotia	NFP Insurance Grant 2023/2024 CM C23(42)	430
Caring & Sharing Food Bank	General Government Grant 2023/2024 CM C23(37) & C23(42)	1,840
CHART Society	NFP Insurance Grant 2023/2024 CM C23(42)	1,500
COAT Association	General Government Grant 2023/2024 CM C23(37)	2,000
Corridor Community Options	General Government Grant 2023/2024 CM C22(181)	309,075
East Gore Community Hall	NFP Insurance Grant 2023/2024 CM C23(42)	679
East Hants Arena Association	General Government Grant 2023/2024 C24(25)	60,000
East Walton Community Club	General Government Grant 2023/2024 CM C23(42)	499
Empire Trails Association	NFP Insurance Grant 2023/2024 CM C23(42)	1,500
Enfield Heritage Centre Association	NFP Insurance Grant 2023/2024 CM C23(42)	650
Enfield, Elmsdale & District Lion's Club	Lion's club Enfield playground (Benevity RBC donation)	1,400
Halifax East Hants 4-H Council	General Government Grant 2023/2024 CM C23(239)Trophy Sponsorship	100
Hants County Christmas	General Government Grant 2023/2024 CM C23(37)	1,000
Hants County Exhibition	General Government Grant 2023/2024 CM C23(37)	500
Hants North Baseball Association	General Government Grant 2023/2024 CM C23(42)	1,500
Hants North Community Food Bank	General Government Grant 2023/2024 CM C23(37)	1,000

Recipient	Cost Covered	Amount
General Government Grants continued:		
Hardwood lands Community Centre	NFP Insurance Grant 2023/2024 CM C23(42)	893
Indian Brook Food Bank	General Government Grant 2023/2024 CM C23(37)	1,000
Kids Action Program	General Government Grant 2023/2024 CM C23(37)	1,000
Lions Memorial Park Society	NFP Insurance Grant 2023/2024 CM C23(42)	1,500
Milford Recreation Association	Insurance Grant 2023/2024 CM C23(42)	1,500
Minasville Community Hall	General Government Grant 2023/2024 CM C23(42)	603
Mount Uniacke Community Improvement Committee	NFP Insurance Grant 2023/2024 CM C23(42)	866
Mount Uniacke Mustangs	NFP Insurance Grant 2023/2024 CM C23(42)	925
Nine Mile River Trails Association	NFP Insurance Grant 2023/2024 CM C23(42)	685
Off Leash East Hants Society	Insurance Grant 2023/2024 CM C23(42)	1,500
Rawdon Gold Mines Hall	RGM Community Hall CM C23(42)	909
Rotary Club of Sackville and Area	Recycle your Cycle '23 CM C23(190)	500
Shubenacadie Community Development	NFP Insurance Grant 2023/2024 CM C23(42)	1,500
Shumilacke Food Bank Society	General Government Grant 2023/2024 CM C23(37)	1,000
Tennecape Community Hall	NFP Insurance Grant 2023/2024 CM C23(42)	864
The Rising Tide New Horizon Group	NFP Insurance Grant 2023/2024 CM C23(42)	1,500
Wish Givers	General Government Grant 2023/2024 CM C23(37)	1,000
Sub-Total		\$405,821

Heritage Incentive Program:		
40 Academy St	Repainting	\$2,000
Charles Burns	Window Replacement	2,000
CHArt Society	Repainting	2,000
Sub-Total		\$6,000

Recipient	Cost Covered	Amount
MTAP Program:		
Various	Individual tax assistance based on Municipal Tax Assistance Program Council policy	\$123,321
Sub-Total		\$123,321

Provincial Recreation Grants:		
Hants North Recreation & Development Association	Recreation Grant	\$15,554
Lantz Recreation Society	Recreation Grant	19,648
Nine Mile River Trail Association	Recreation Grant	134,359
Walton Shore Fire Department	Recreation Grant	40,862
Sub-Total		\$210,422

Recreation Access Program:		
Various	Individual program assistance based on Recreation Access Council policy	\$5,887
Sub-Total		\$5,887

Tourism Grants:		
CHArt Society	Tourism	\$7,200
East Hants Historical Society	Tourism	5,000
Maitland District Development Association	Tourism	17,000
Walton Area Development Association	Insurance and Tourism	5,491
Sub-Total		\$34,691

Grand Total		\$1,690,709
--------------------	--	--------------------

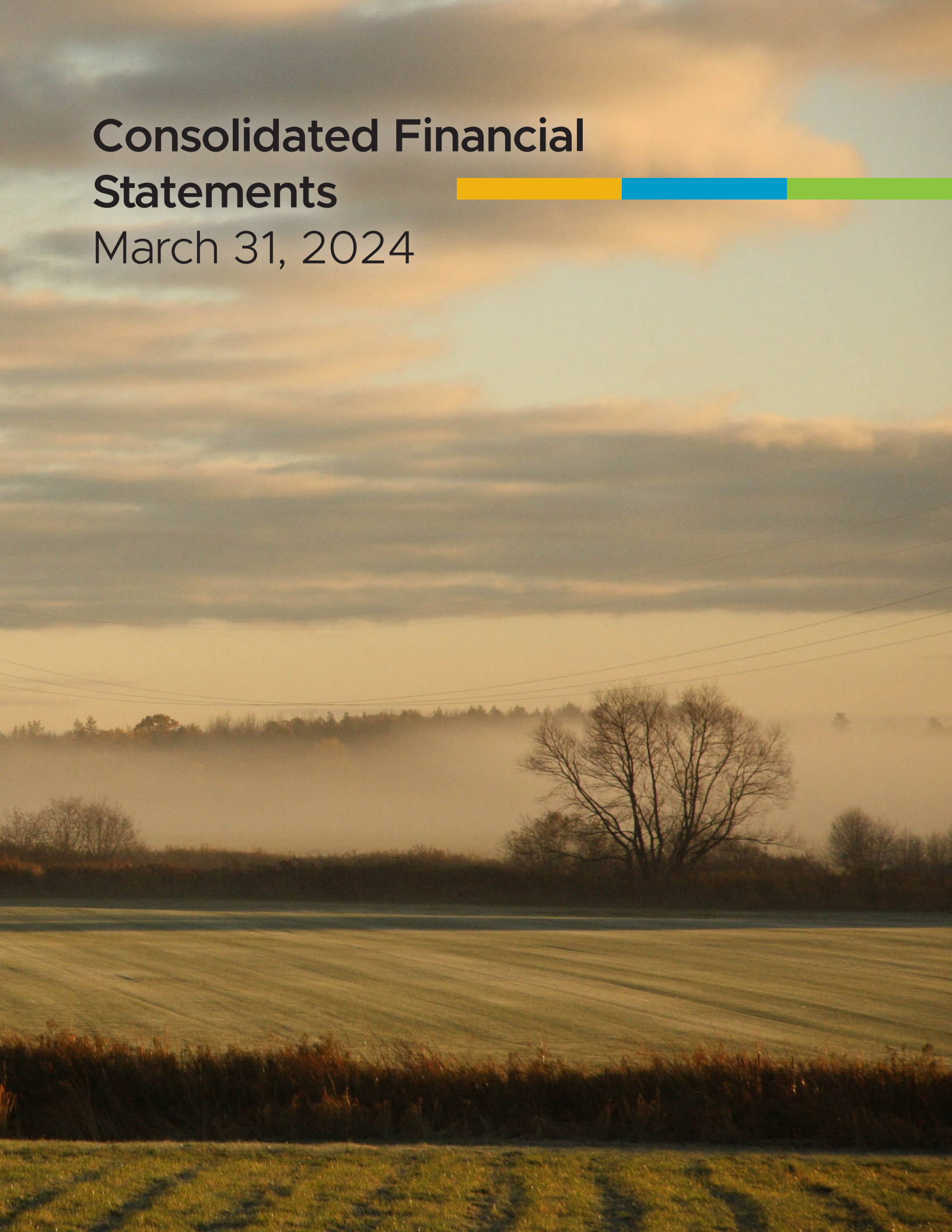





Elmsdale - Photo by Lori Simmonds, winner of the 2023 East Hants Photo Contest

Consolidated Financial Statements

March 31, 2024



Consolidated Financial Statements

The Municipality’s financial statements have been prepared by Management in accordance with the provincial Financial Reporting and Accounting Manual and the reporting standards set by the Public Sector Accounting Board (PSAB) of the Chartered Professional Accountants Canada (CPA Canada). The financial statements have been audited by Deloitte who have expressed their opinion that these statements present fairly, in all material aspects, the financial position of East Hants as at March 31, 2024.

Management is responsible for such internal controls as determined necessary to enable the preparation of consolidated financial statements that are free from material misstatement, whether due to fraud or error. The Audited Financial Statements are available on the Municipal website at easthants.ca.

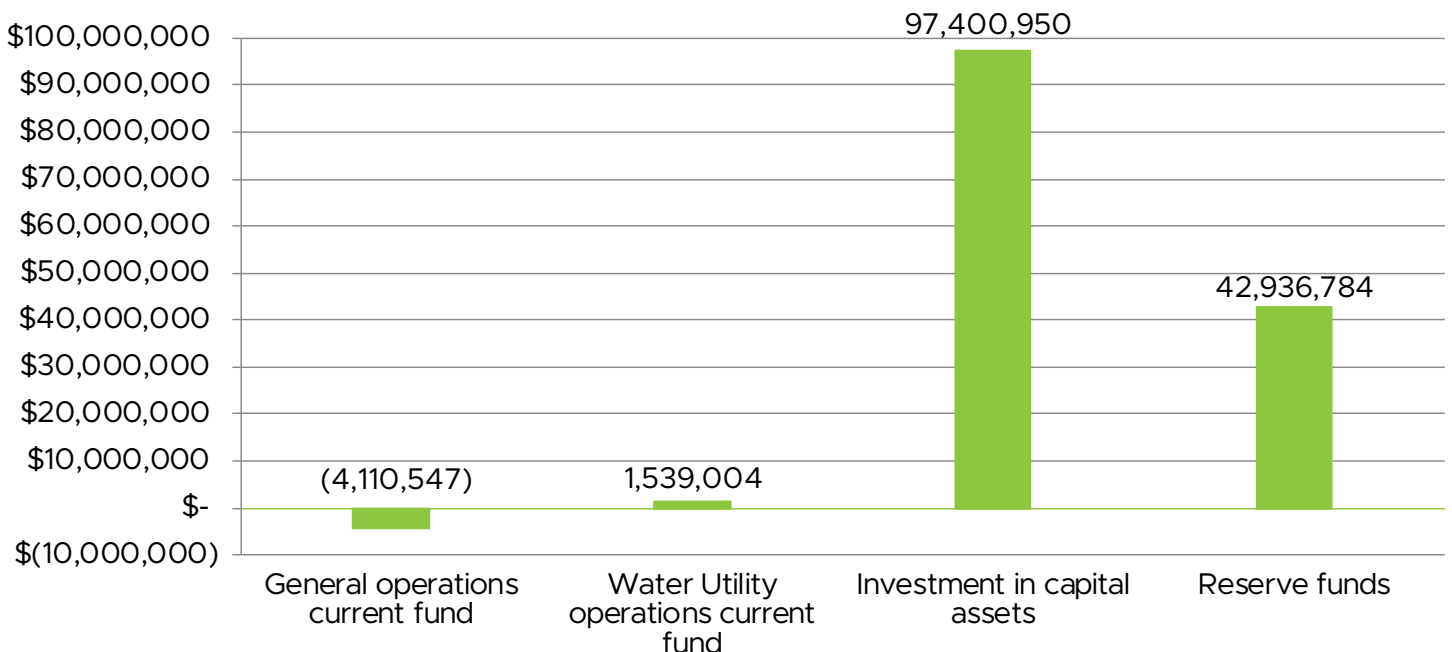
There are four required PSAS financial statements: Statement of Financial Position; Statement of Operations; Statement of Changes in Net Assets; and, Statement of Cash Flow. We are pleased to also offer several schedules to support the statements and provide clarification to the reader.

Consolidated Statement of Financial Position

This statement highlights the cash resources of the Municipality, the liabilities, the net assets (which is the difference between the financial assets and liabilities), the assets that are held for service provision and the accumulated surplus.

As a result of the significant investment in tangible capital assets, there is a large accumulated surplus (\$137.8M) and net debt has been recovered (see Statement of Changes in Net Assets). The following table shows a breakdown of the accumulated surplus by fund.

2023/2024 Accumulated Surplus Breakdown



Consolidated Statement of Operations

The Consolidated Statement of Operations provides a summary of the revenues, expenses and surplus for the reporting period. The statement consists of the funds for the general operations, the water utility and capital.

The Consolidated Statement of Operations shows an annual surplus for the year of \$14,451,661 with a budgeted surplus of \$8,191,946. The variance of \$6,259,715 is accounted for as follows:

Description	Amount
Variance from Budget to Actual - Consolidated Surplus	
General tax rate variance as per the General Operations section	\$2,111,069
Urban service tax rate variance as per the Urban Service Rate section	47,704
Transfers (see below)	1,677,213
Net gain on the sale/disposal of Municipal assets	117,621
Pension adjustment for the unamortized actuarial loss (Note 11 Financial Report)	(266,752)
Insurance proceeds - Centre Rawdon Hall	157,856
Non-urban streetlights, variance to budgeted surplus	3,741
Water Utility variance as per the Water Utility section	413,751
Interest earned on capital reserves	2,178,693
Asset retirement obligation accretion	(16,631)
Principal payments General Fund - Local Improvement - John Murray Dr (Provincial)	(12,600)
Principal payments General Fund - Lantz Fire Department recoverable	(151,950)
Net Variance from Budget to Actual	\$6,259,715

Council has established policies that require unspent funds in particular areas to be transferred at year end to an operating reserve. Also, throughout the year, Council decisions are made that affect transfers to and from reserves. The following is a list of Council approved transfers to (from) reserves that varied from the approved budget:

Description	Amount
Pension surplus - budget pension expense at 10.5% (GTR)	\$321,879
Pension special payments	(163,377)
Legal fees - as per Council policy, transfer unspent funds to reserves	104,193
Professional fees/contracts - as per Council policy, transfer unspent funds to reserve	279,574
Grants - as per Council policy, transfer unspent funds to reserve	197,596
Training	21,741
Sidewalks contracts & snow removal	69,633
Projects carried forward to 2024/2025	826,679
Other variances affecting to (from) reserves (contracts, computer support, etc.)	19,295
Total Transfers	\$1,677,213

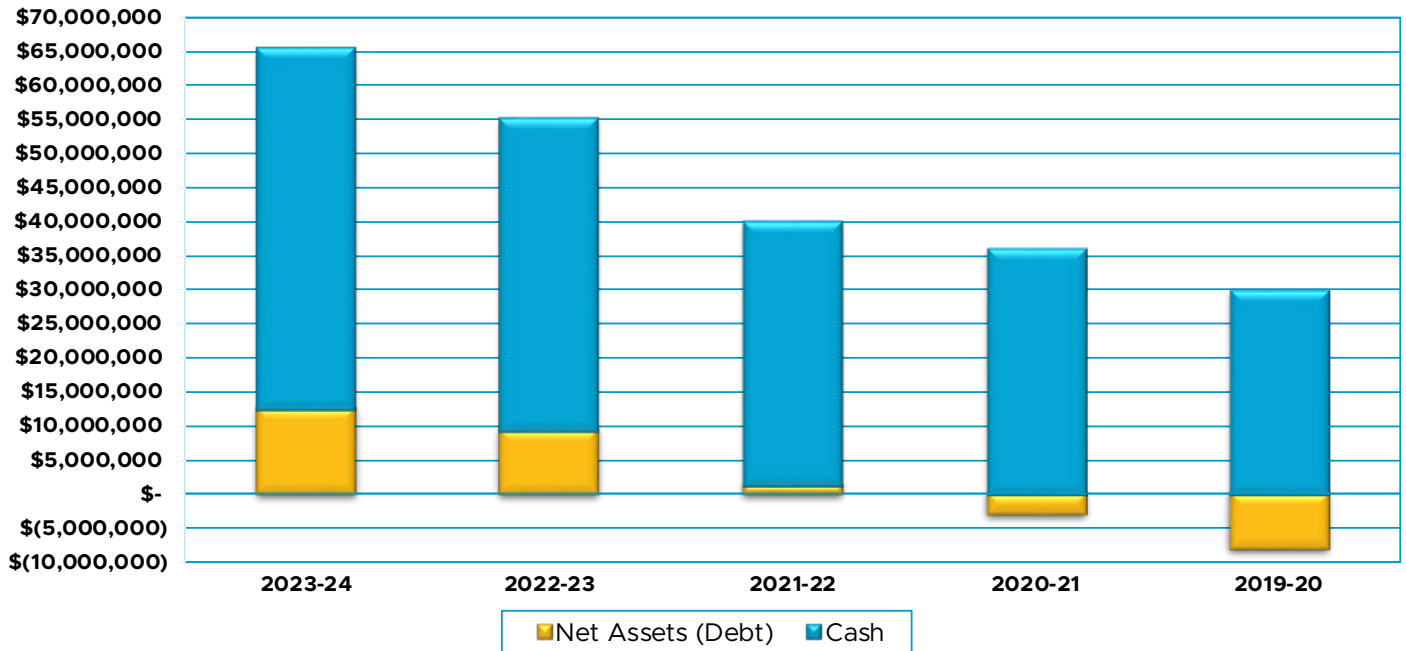
Statement of Changes in Net Assets (Debt)

The statement is unique to PSAS reporting; the statement outlines the changes in net assets (debt) as a result of annual operations, tangible capital asset transactions and changes in other non-financial assets (pre-paid expenses and inventories). East Hants continues to strengthen its financial position as net assets grew to \$12.5 million in 2023/2024. This is largely attributed to development growth (contributed assets) and a focus on reducing debt.

Statement of Cash Flow

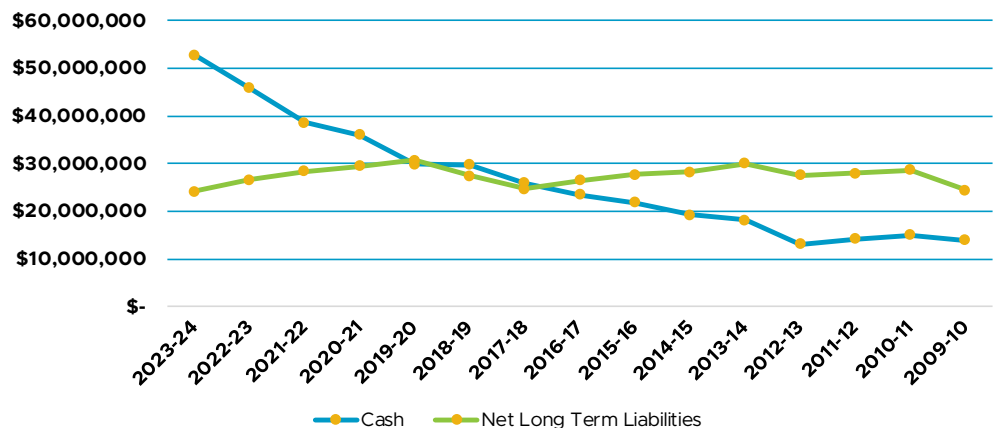
The Statement of Cash Flow reports changes in cash and cash equivalents resulting from operating activity and shows how the Municipality financed its activities during the year and met its cash requirements. East Hants values fiscal responsibility and as such has a reserve program; including reserve balance, as of 2024, the consolidated cash balance is \$52.8 million.

5 Year Cash vs. Net Assets (Debt)



As of March 31, 2024, East Hants' consolidated cash balance (\$52.8 million) is higher than its total long-term liabilities (\$24.2 million) and it reiterates the organization's goal to reduce debt and demonstrate overall fiscal responsibility, as shown in the graph to the right:

15 Year Cash & Net Long Term Liabilities Trend



March 31, 2024 - Consolidated Financial Statements

Municipality of the District of East Hants

Table of Contents

March 31, 2024

Independent Auditors' Report	100
Consolidated Statement of Financial Position	102
Consolidated Statement of Operations	103
Consolidated Statement of Changes in Net Assets	104
Consolidated Statement of Cash Flow	105
Notes to the Consolidated Financial Statements	106
Schedule of Current Fund Operations - Municipal Operations	121
Schedule of Financial Position - Municipal Operations	122
Schedule of Current Fund Operations - Water Utility	123
Schedule of Financial Position - Water Utility	124
Schedule of Capital Fund Operations - Municipal Operations	125
Schedule of Financial Position - Municipal Capital Fund	126
Schedule of Reserve Operations	127
Schedule of Financial Position - Reserves Fund	128
Reconciliation of the Financial Plan to the PSAS Budget (Unaudited)	129
Consolidated Schedule of Operations by Function	130

Independent Auditor's Report

Her Worship the Warden and
Members of Council of the
Municipality of the District of East Hants

Opinion

We have audited the consolidated financial statements of the Municipality of the District of East Hants (the "Municipality"), which comprise the consolidated statement of financial position as at March 31, 2024, and the consolidated statements of operations, changes in net debt and cash flow for the year then ended, and notes to the consolidated financial statements, including a summary of significant accounting policies (collectively referred to as the "financial statements").

In our opinion, the accompanying financial statements present fairly, in all material respects, the financial position of the Municipality as at March 31, 2024, and the results of its operations, changes in net debt, and its cash flows for the year then ended in accordance with Canadian public sector accounting standards ("PSAS").

Basis for Opinion

We conducted our audit in accordance with Canadian generally accepted auditing standards ("Canadian GAAS"). Our responsibilities under those standards are further described in the *Auditor's Responsibilities for the Audit of the Financial Statements* section of our report. We are independent of the Municipality in accordance with the ethical requirements that are relevant to our audit of the financial statements in Canada, and we have fulfilled our other ethical responsibilities in accordance with these requirements. We believe that the audit evidence we have obtained is sufficient and appropriate to provide a basis for our opinion.

Responsibilities of Management and Those Charged with Governance for the Financial Statements

Management is responsible for the preparation and fair presentation of the financial statements in accordance with PSAS, and for such internal control as management determines is necessary to enable the preparation of financial statements that are free from material misstatement, whether due to fraud or error.

In preparing the financial statements, management is responsible for assessing the Municipality's ability to continue as a going concern, disclosing, as applicable, matters related to going concern and using the going concern basis of accounting unless management either intends to liquidate the Municipality or to cease operations, or has no realistic alternative but to do so.

Those charged with governance are responsible for overseeing the Municipality's financial reporting process.

Auditor's Responsibilities for the Audit of the Financial Statements

Our objectives are to obtain reasonable assurance about whether the financial statements as a whole are free from material misstatement, whether due to fraud or error, and to issue an auditor's report that includes our opinion. Reasonable assurance is a high level of assurance, but is not a guarantee that an audit conducted in accordance with Canadian GAAS will always detect a material misstatement when it exists. Misstatements can arise from fraud or error and are considered material if, individually or in the aggregate, they could reasonably be expected to influence the economic decisions of users taken on the basis of these financial statements.

As part of an audit in accordance with Canadian GAAS, we exercise professional judgment and maintain professional skepticism throughout the audit. We also:

- Identify and assess the risks of material misstatement of the financial statements, whether due to fraud or error, design and perform audit procedures responsive to those risks, and obtain audit evidence that is sufficient and appropriate to provide a basis for our opinion. The risk of not detecting a material misstatement resulting from fraud is higher than for one resulting from error, as fraud may involve collusion, forgery, intentional omissions, misrepresentations, or the override of internal control.
- Obtain an understanding of internal control relevant to the audit in order to design audit procedures that are appropriate in the circumstances, but not for the purpose of expressing an opinion on the effectiveness of the Municipality's internal control.
- Evaluate the appropriateness of accounting policies used and the reasonableness of accounting estimates and related disclosures made by management.
- Conclude on the appropriateness of management's use of the going concern basis of accounting and, based on the audit evidence obtained, whether a material uncertainty exists related to events or conditions that may cast significant doubt on the Municipality's ability to continue as a going concern. If we conclude that a material uncertainty exists, we are required to draw attention in our auditor's report to the related disclosures in the financial statements or, if such disclosures are inadequate, to modify our opinion. Our conclusions are based on the audit evidence obtained up to the date of our auditor's report. However, future events or conditions may cause the Municipality to cease to continue as a going concern.
- Evaluate the overall presentation, structure and content of the financial statements, including the disclosures, and whether the financial statements represent the underlying transactions and events in a manner that achieves fair presentation.

We communicate with those charged with governance regarding, among other matters, the planned scope and timing of the audit and significant audit findings, including any significant deficiencies in internal control that we identify during our audit.

Deloitte LLP


Chartered Professional Accountants
July 2, 2024

Municipality of the District of East Hants
 Consolidated Statement of Financial Position
 As at March 31, 2024

	2024	2023
FINANCIAL ASSETS		
Cash (Note 2)	\$ 52,779,533	\$ 45,877,769
Taxes and water rates receivable (Note 3)	2,523,667	2,195,491
Accounts receivable (Note 4)	3,879,402	3,144,975
	<u>59,182,602</u>	<u>51,218,235</u>
LIABILITIES		
Accounts payable and accrued liabilities (Note 5)	3,758,652	2,622,407
Deferred revenue - general (Note 6)	11,572,981	2,204,149
Deferred revenue - obligatory reserve (Note 7)	2,032,970	5,683,303
Employee future benefits (Note 10 & 11)	4,138,668	3,858,916
Tax sale surplus	547,164	547,164
Long-term liabilities (Note 9)	24,233,541	26,651,578
Asset Retirement Obligation (Note 12)	385,351	426,509
	<u>46,669,327</u>	<u>41,994,026</u>
NET ASSETS	<u>12,513,275</u>	<u>9,224,209</u>
NON FINANCIAL ASSETS		
Net tangible capital assets (Note 8)	112,934,365	109,035,851
Work in progress (Note 8)	11,993,161	4,503,208
Inventory and prepaid expenses	325,390	366,140
	<u>125,252,916</u>	<u>113,905,199</u>
ACCUMULATED SURPLUS (Note 13d)	<u>\$ 137,766,191</u>	<u>\$ 123,129,408</u>

Approved on Behalf of the Municipality
 of the District of East Hants

.....Warden

.....Clerk

Municipality of the District of East Hants

Consolidated Statement of Operations

Year Ended March 31, 2024

	2024 Budget (Unaudited - Note 16)	2024 Actual	2023 Actual
Revenues			
Property taxes (Note 14)	\$ 34,172,713	\$ 35,598,294	\$ 32,620,810
Grants in lieu of taxes	221,867	229,863	222,618
Sale of services	3,417,257	3,349,657	3,399,053
Other revenue from own sources	1,265,382	3,486,286	2,446,700
Unconditional transfers from other governments	165,910	167,134	171,220
Conditional transfers from federal or provincial government	488,035	514,445	655,514
Government grants	5,521,283	5,521,283	3,631,194
Development and other contributions applied	5,926,959	6,044,897	10,986,985
Water utility	2,507,075	2,516,130	2,506,908
Total Revenues	53,686,481	57,427,989	56,641,002
Expenses			
General government services	7,914,035	7,686,745	6,638,911
Protective services	10,450,934	10,442,175	8,928,521
Education services (Note 14)	6,398,653	6,398,652	5,835,048
Social services (Note 14)	95,111	91,039	54,228
Transportation services	2,352,267	1,968,974	1,906,922
Environmental health services	6,741,242	6,602,264	5,423,808
Environmental development services	1,943,129	1,130,743	1,206,251
Recreation and cultural services	6,469,904	5,908,892	6,012,840
Water utility	3,129,260	2,746,844	2,574,501
Total Expenses	45,494,535	42,976,328	38,581,030
Annual Surplus	8,191,946	14,451,661	18,059,972
Accumulated Surplus, Beginning of Year	123,129,408	123,129,408	105,100,085
Adjustment for Sportsplex Fund Balance	-	185,122	(30,649)
Accumulated Surplus, End of Year	\$ 131,321,354	\$ 137,766,191	\$ 123,129,408

Municipality of the District of East Hants
Consolidated Statement of Changes in Net Assets
Year Ended March 31, 2024

	2024 Budget (Unaudited - Note 16)	2024 Actual	2023 Actual
Annual Surplus	\$ 8,191,946	\$ 14,451,661	\$ 18,059,972
Adjustment for Sportsplex Fund Balance	-	185,122	(30,649)
	<u>8,191,946</u>	<u>14,636,783</u>	<u>18,029,323</u>
Tangible Capital Assets and Work-in-Progress			
Acquisition of tangible capital assets and work-in-progress	(21,651,063)	(16,472,184)	(14,243,228)
Amortization of tangible capital assets	4,264,262	4,264,261	3,760,567
Net gain on sale of tangible capital assets	-	(59,831)	(428,127)
Proceeds on sale of tangible capital assets	-	879,287	848,167
	<u>(17,386,801)</u>	<u>(11,388,467)</u>	<u>(10,062,621)</u>
Other Non-Financial Assets			
Decrease in inventory and prepaid expenses	-	40,750	17,692
Increase (decrease) in Net Assets	<u>(9,194,855)</u>	<u>3,289,066</u>	<u>7,984,394</u>
Net Assets, Beginning of Year	9,224,209	9,224,209	1,239,815
Net Assets, End of Year	<u>\$ 29,354</u>	<u>\$ 12,513,275</u>	<u>\$ 9,224,209</u>

Municipality of the District of East Hants
Consolidated Statement of Cash Flow
Year Ended March 31, 2024

	2024	2023
Operating Transactions		
Annual surplus	\$ 14,451,661	\$ 18,059,972
Adjustment for Sportsplex Fund Balance	185,122	(30,649)
Add amortization of tangible capital assets	4,264,261	3,760,567
Net gain on sale of tangible capital assets	(59,832)	(428,128)
	<u>18,841,212</u>	<u>21,361,762</u>
Changes in Non-Cash Assets and Liabilities		
Increase in accounts receivable	(734,427)	(388,351)
Increase in taxes receivable	(328,176)	(338,905)
Increase in accounts payable and accruals	1,136,245	88,960
Increase in tax sale surplus	-	177,961
Increase in deferred revenue	5,718,499	605,668
Increase in employee benefits/other obligations	279,752	478,089
Decrease in inventory and prepaid expenses	40,750	17,692
(Decrease) increase in asset retirement obligation (Note 12)	(41,158)	426,509
	<u>6,071,485</u>	<u>1,067,623</u>
Net Change in Cash From Operations	<u>24,912,697</u>	<u>22,429,385</u>
Financing Transactions		
Long-term liabilities issued (Note 9e)	844,730	3,221,360
Long-term liabilities retired (Note 9c)	(3,262,766)	(4,991,637)
	<u>(2,418,036)</u>	<u>(1,770,277)</u>
Capital Transactions		
Acquisition of tangible capital assets and work-in-progress	(16,472,184)	(14,243,227)
Proceeds on sale of tangible capital assets	879,287	848,167
	<u>(15,592,897)</u>	<u>(13,395,060)</u>
Increase in Cash Position	<u>6,901,764</u>	<u>7,264,048</u>
Cash Position, Beginning of Year	<u>45,877,769</u>	<u>38,613,721</u>
Cash Position, End of Year	<u>\$ 52,779,533</u>	<u>\$ 45,877,769</u>

1. **Significant Accounting Policies**

The consolidated financial statements of the Municipality of East Hants (the "Municipality") are the representations of management prepared in accordance with Canadian Public Sector accounting standards ("PSAS") established by the Public Sector Accounting Board ("PSAB") of the Chartered Professional Accountants of Canada ("CPA Canada"). Significant aspects of the accounting policies adopted by the Municipality of East Hants are as follows:

a) Reporting Entity

These consolidated financial statements reflect the assets, liabilities, revenues, expenditures, changes in net debt and cash flows of the reporting entity. The reporting entity is comprised of all organizations and enterprises accountable to the Municipality for the administration of their financial affairs and resources and which are owned or controlled by the Municipality, namely:

- General Operating and Capital
- Water Utility Operating and Capital

Inter-departmental and inter-organizational transactions and balances between these entities and organizations are eliminated on consolidation.

b) Fund Accounting

Funds within the consolidated financial statements consist of current, capital and reserve funds.

Council approves certain amounts to be set aside in reserves and reserve funds for future operating and capital purposes. Transfers between funds are recorded as adjustments to the appropriate fund balance.

c) Revenue and Expenditure Recognition

Revenues are recorded using the accrual basis of accounting as they are earned and measurable. Funds from external parties and earnings thereon restricted by agreement or legislation are accounted for as Deferred Revenue - Obligatory Reserve Funds until used for the purpose specified. Expenditures are recognized using the accrual method of accounting.

Property tax revenue is based on assessments determined in accordance with the Province of Nova Scotia legislation. Tax rates are set annually. Taxation revenues are recorded at the time tax billings are issued. Assessments are subject to appeal. Penalties on overdue taxes are recorded in the period levied.

1. **Significant Accounting Policies (Continued)**

d) **Tangible Capital Assets**

Tangible capital assets are recorded in accordance with section 3150 of the PSAS Handbook and are recorded at cost less accumulated amortization.

Amortization has been calculated on a straight-line basis over an asset's useful life as follows:

Land Improvements	20 years
Municipal Buildings	25 - 40 years
Machinery and Equipment	5 - 10 years
Vehicles - residual value \$10,000	4 years
Engineered Structures	
Roadway Systems	50 years
Sidewalks	20 years
LED Streetlights	10 years
Wastewater Collection and Disposal	40 - 50 years
Wastewater Treatment Plants	25 years
Landfill Infrastructure	25 years
Industrial Park Infrastructure	40 years

Water Utility tangible capital assets are depreciated in accordance with the Nova Scotia Utility and Review Board Accounting and Reporting Handbook section 3040 and 3042.

Work in progress ("WIP") is not amortized until completed and put into use.

e) **Deferred Revenue**

Deferred revenue consists of user charges and fees which have been collected but for which the related services have yet to be performed, at which time they will be recognized as revenues.

The Municipality receives infrastructure charge contributions and payments in lieu of green space under provisions of Municipal By-Laws. These funds by their nature are restricted in their use and until applied to applicable capital works, are recorded as Deferred Revenue - Obligatory Reserve Funds. As applied to capital projects, they are recorded as revenue in the year the funds are expended.

f) **Government Contributions**

Government contributions are recognized as revenue in the period the transfer is authorized and all eligibility criteria have been met. Exceptions to this are when the transfer includes stipulations which have not yet been met and cause the Municipality to incur a liability.

g) **Investment Income**

Investment income earned on surplus current funds, capital funds, and reserve funds (other than obligatory reserve funds) is reported as revenue in the period earned. Investment income earned on obligatory reserve funds is reported as part of the respective deferred revenue balance.

1. **Significant Accounting Policies (Continued)**

h) Employee Future Benefits

The present value of the cost of providing employees with future benefits programs is expensed as employees earn these entitlements through service. The cost of the benefits earned by employees is actuarially determined using the projected cost method pro-rated on service and management's best estimate of retirement ages of employees and expected health care and other costs.

i) Asset Retirement Obligation

The Municipality has adopted PSAS section 3280 which outlines the accounting treatment for Asset Retirement Obligations. Management has utilized the transitional provision under PS 3280.72 which allows for prospective application of the standard. The following is the Municipality's accounting policy and the impact of the adoption of this new section can be seen in Note 12.

An asset retirement obligation is recognized when, as at the financial reporting date, all of the following criteria are met:

- is a legal obligation to incur retirement costs in relation to a tangible capital asset;
- The past transaction or event giving rise to the liability has occurred;
- It is expected that future economic benefits will be given up; and
- A reasonable estimate of the amount can be made

The liability for all asset retirement obligations has been recognized based on estimated future expenses.

The liability is discounted using a present value calculation, and adjusted yearly for accretion expense. The increase to the tangible capital assets is being amortized in accordance with the depreciation accounting policies outlined in (d).

j) Budget Figures

Council completes separate budget reviews for its operating, water utility and capital budgets each year. The approved operating and water utility budget for 2022 is reflected on the Schedule of Current Fund Municipal Operations and Schedule of Current Fund Water Utility. For capital spending, budgets are set for individual projects and funding for these activities is determined annually and made by transfers from reserve funds, transfers from the operating/water utility funds, by the application of applicable grants, other funds available and by debt financing. As many capital projects are carried out over one or more years, it is not practical to present annualized budget information on the Schedule of Capital Fund Operations.

1. **Significant Accounting Policies (Continued)**

k) **PSAS Budget**

The consolidated financial statements include an unaudited PSAS budget.

With the exception of the water utility budget, amortization is not contemplated during the development of the budget and, as such, have been included using actual figures for the budget value.

The reconciliation between the financial plan and the budget figures used in these statements is disclosed as a schedule - Reconciliation of the Financial Plan to the PSAS Budget.

l) **Use of Estimates**

The preparation of these consolidated financial statements in accordance with PSAS requires management to make estimates and assumptions that affect the reported amounts of assets and liabilities and disclosures of contingent assets and liabilities at the date of the consolidated financial statements, and the reported amounts of revenues and expenditures during the reporting period. Actual results could differ materially from these estimates. The Municipality relies on estimates to calculate the pension liability, sick leave liability, allowance for doubtful accounts and the amortization expenses.

In addition, the Municipality's implementation of PS 3280 Asset Retirement Obligations has resulted in the requirement for management to make estimates regarding the useful lives of affected tangible capital assets and the expected retirement costs, as well as the timing and duration of these retirement costs.

m) **Segmented Information**

East Hants is a diversified municipal government that provides a wide range of municipal programs and services to its constituents, including fire, RCMP, waste and recycling services, water supply and distribution, wastewater treatment, libraries, recreation, and tourism. Segmented information has been prepared by major functional classification, consistent with the Consolidated Statement of Operations and provincially legislated requirements.

The major segments are as follows:

General government services: Activities that provide for the overall operation of the Municipality and that are common to, or affect all of the services provided by the Municipality. This includes the administrative arm of the Municipality (finance, taxation & collection, facilities management including interest on debt charges, information services, Chief Administrative Office and human resources) and legislative activities related to the Warden and Council of the Municipality, including their remuneration and expenses.

Protective services: Activities that provide for the public safety of the inhabitants of the Municipality, such as RCMP protection, transfers to correctional services, bylaw enforcement, building inspection, emergency measures, fire department grants and levies and fire hydrants.

Education services: Mandatory education transferred to Chignecto-Central Regional School Board.

1. **Significant Accounting Policies (Continued)**

m) **Segmented Information (Continued)**

Social services: Payments made to Housing Nova Scotia to cover the deficits of the public housing authorities in the region.

Transportation services: Activities, transfers and related debt for roads, sidewalks and LED lighting.

Environmental health services: Activities that provide environmentally regulated services, including wastewater collection, treatment & disposal, waste management center operations, multi stream waste collection and disposal programs and engineering/environmental stewardship.

Environmental development services: Activities that support and control the Municipality's economic development including environmental planning and zoning, industrial park development, tourism and community development.

Recreation and cultural services: Activities that provide recreation and cultural services, including recreational facilities, libraries, and cultural buildings.

Water Utility: Activities related to the operations of the East Hants Water Utility, a 3,096 (2023 - 3,010) customer utility that operates two modern water treatment plants and related infrastructure.

2. **Cash**

Cash is comprised of:

	<u>2024</u>	<u>2023</u>
Bank	\$ 51,229,563	\$ 40,752,466
Restricted cash (obligatory reserves)	1,549,970	5,125,303
	<u>\$ 52,779,533</u>	<u>\$ 45,877,769</u>

Administered bank accounts:

The Municipality administers bank accounts for Enfield, Gore, Lantz, Maitland, Milford, Mount Uniacke, Nine Mile River, Noel, Rawdon, Shubenacadie and Walton Fire Departments. These bank accounts are held in the name of the Municipality of the District of East Hants but do not belong to the Municipality and therefore these accounts are not included in the consolidated financial statements.

3. **Taxes and Water Rates Receivable**

Taxes and water rates receivable have been recorded net of an allowance for doubtful accounts of \$18,798 (2023 - \$20,950), representing management's estimate of uncollectible accounts.

Municipality of the District of East Hants
Notes to the Consolidated Financial Statements
Year Ended March 31, 2024

4. **Accounts Receivable**

Allowance for doubtful accounts is nil for 2024 and 2023. The accounts receivable balance is comprised of the following:

	<u>2024</u>	<u>2023</u>
Provincial government	\$ 973,218	\$ 967,586
Federal government	634,731	1,002,030
Loan to Lantz Volunteer Fire Department	-	155,564
Local Improvement Loan	440,432	43,800
Other	1,831,021	975,995
	<u>\$ 3,879,402</u>	<u>\$ 3,144,975</u>

In 2008/2009 the Municipality loaned the Lantz Volunteer Fire Department the amount of \$370,000 as per section 66(4)(e) of the Municipal Government Act ("MGA"). The loan period is for 15 years and it is interest bearing at a rate that escalates from 3.10% in year one to 5.48% in year 15. The loan was paid off in full in 2023/2024.

5. **Accounts Payable and Accrued Liabilities**

	<u>2024</u>	<u>2023</u>
Salaries and wages payable	\$ 236,861	\$ 259,375
Trade payables and accruals	3,521,791	2,363,032
	<u>\$ 3,758,652</u>	<u>\$ 2,622,407</u>

6. **Deferred Revenue - General**

	<u>2024</u>	<u>2023</u>
General deferred revenue	\$ 2,734,869	\$ 1,874,107
Water Utility deferred revenue	91,687	82,713
Capital deferred funding	8,744,668	35,843
Provincial funding - recreation projects	1,757	211,486
	<u>\$ 11,572,981</u>	<u>\$ 2,204,149</u>

Municipality of the District of East Hants
Notes to the Consolidated Financial Statements
Year Ended March 31, 2024

7. Deferred Revenue - Obligatory Reserve

	<u>2024</u>	<u>2023</u>
Sewer balance March 31, 2023	\$ 2,985,991	\$ 2,868,606
Sewer developer charges	316,403	478,951
Sewer developer interest	139,571	96,563
Transfer - Capital Projects	(3,076,191)	(458,129)
Transfer - Service Capacity Study	(35,082)	-
Sewer balance March 31, 2024	<u>\$ 330,692</u>	<u>\$ 2,985,991</u>
Water balance March 31, 2023	\$ 1,949,895	\$ 1,666,408
Water developer charges	319,403	472,348
Water developer interest	53,763	53,878
Transfer - Capital Projects	(1,477,846)	(242,739)
Transfer - Service Capacity Study	(33,926)	-
Water balance March 31, 2024	<u>\$ 811,289</u>	<u>\$ 1,949,895</u>
Green Space balance March 31, 2023	\$ 747,417	\$ 303,974
Green Space contributions	119,803	430,950
Green Space interest	42,626	12,493
Transfer - Capital Projects	(18,857)	-
Green Space balance March 31, 2024	<u>\$ 890,989</u>	<u>\$ 747,417</u>
Sewer Developer Charges	\$ 330,692	\$ 2,985,991
Water Developer Charges	811,289	1,949,895
Green Space Contributions	890,989	747,417
	<u>\$ 2,032,970</u>	<u>\$ 5,683,303</u>

Municipality of the District of East Hants
Notes to the Consolidated Financial Statements
Year Ended March 31, 2024

8. Tangible Capital Asset Continuity Schedule

	General Capital Assets					Infrastructure				2023 TOTAL
	Land & Land Improvements	Buildings	Machinery & Equipment	Vehicles	Engineered Structures	Industrial Parks	Water Utilities	Assets in WIP	2024 TOTAL	
Cost										
Opening Costs	\$ 6,575,672	\$ 40,499,174	\$ 4,426,573	\$ 486,834	\$ 67,312,621	\$ 8,452,904	\$ 32,487,433	\$ 4,503,208	\$ 164,744,419	\$ 151,299,140
Additions during year	3,027,937	108,524	479,696	69,400	1,046,608	647,398	3,637,965	8,464,756	17,482,284	18,488,505
Disposals & Transfers	(6,568)	(983,962)	-	-	-	(365,856)	(35,298)	(974,803)	(2,366,487)	(5,043,226)
Closing Costs	9,597,041	39,623,736	4,906,269	556,234	68,359,229	8,734,446	36,090,100	11,993,161	179,860,216	164,744,419
Accumulated Amortization										
Opening Accum. Amortization	408,574	7,675,345	3,279,655	240,326	29,484,993	2,323,925	7,792,542	-	51,205,360	47,822,702
Amortization in Year	121,414	1,504,297	271,250	58,332	1,596,170	212,782	500,016	-	4,264,261	3,760,567
Adj./Disposals - Accum Amort	-	(510,254)	-	26,474	-	(26,677)	(26,474)	-	(536,931)	(377,909)
Acc Amort - End of Year	529,988	8,669,388	3,550,905	325,132	31,081,163	2,510,030	8,266,084	-	54,932,690	51,205,360
Net Book Value	\$ 9,067,053	\$ 30,954,348	\$ 1,355,364	\$ 231,102	\$ 37,278,066	\$ 6,224,416	\$ 27,824,016	\$ 11,993,161	\$ 124,927,526	\$ 113,539,059

Municipality of the District of East Hants
Notes to the Consolidated Financial Statements
Year Ended March 31, 2024

9. Long-Term Liabilities

a) Certain payments represent a burden on general Municipal Revenues, as they are to be recovered in future years from other sources.

	<u>2024</u>	<u>2023</u>
General revenues	\$ 9,453,908	\$ 10,091,608
Local improvement charges	31,200	43,800
Area rates	5,605,370	6,326,415
Sale of land in Business Parks	2,474,072	2,724,464
Water charges	2,571,170	2,851,567
Tenants rent	4,097,821	4,461,774
Loan to Lantz fire department	-	151,950
	<u>\$ 24,233,541</u>	<u>\$ 26,651,578</u>

The long-term liabilities balance above is comprised of 23 (2023 - 23) Nova Scotia Municipal Finance Corporation debentures, bearing interest at rates between 0.4% to 5.644% (2023 - 0.4% to 5.644%) and maturing at various dates between 2023 and 2037.

b) The total principal repayments in each of the next five years are as follows:

	<u>2024/2025</u>	<u>2025/2026</u>	<u>2026/2027</u>	<u>2027/2028</u>	<u>2028/2029</u>
Transportation	\$ 440,664	\$ 346,600	\$ 342,055	\$ 657,121	\$ 100,600
Environmental Development	250,625	250,872	251,135	245,080	645,080
Sewers	111,387	617,978	-	-	-
Recreation	252,135	1,443,190	53,040	53,040	53,040
Buildings	366,278	368,678	371,278	373,928	1,733,753
Water Utilities	297,681	298,253	481,624	284,827	284,827
Hospital	146,686	134,471	123,201	10,792	10,792
Tourism	28,000	28,000	28,000	-	-
East Hants Aquatic Centre	400,000	400,000	400,000	400,000	400,000
Total:	<u>\$ 2,293,456</u>	<u>\$ 3,888,042</u>	<u>\$ 2,050,333</u>	<u>\$ 2,024,788</u>	<u>\$ 3,228,092</u>

Note: Principal Payments include balloon payments that may be re-financed

c) Total charges for the year for long-term liabilities are as follows:

	<u>2024</u>	<u>2023</u>
Principal	\$ 3,262,766	\$ 4,991,637
Interest	817,840	901,478
	<u>\$ 4,080,606</u>	<u>\$ 5,893,115</u>

9. **Long-Term Liabilities (Continued)**

d) Total charges for the year for long-term liabilities were recorded as follows:

	<u>2024</u>	<u>2023</u>
General revenues	\$ 1,549,076	\$ 1,774,200
Local improvement charges	42,784	13,861
Area rates	1,678,505	1,919,585
Sale of land in business parks	319,114	357,988
Water charges	491,126	1,827,481
	<u>\$ 4,080,606</u>	<u>\$ 5,893,115</u>

e) Total long-term liabilities assumed in 2023/2024 were as follows:

<u>Project</u>	<u>2024</u>	<u>Term & Interest Rate</u>
Sidewalks Refinancing	714,000	10 years: 4.897%-5.46%
Enfield Water Treatment Plant Refinancing	130,730	5 years: 3.55%-4.714%
	<u>\$ 844,730</u>	

10. **Employee Future Benefits**

The Municipality provides certain employee benefits that require funding in future periods. Under the personnel policies of the Municipality, unused sick leave can accumulate and employees may become entitled to a cash payment when they leave the Municipality's employment. An actuarial valuation of the sick leave liability was completed as of March 31, 2023 and has been recorded in the Consolidated Statement of Financial Position. The Municipality obtains a revised actuarial report every three fiscal years. As of March 31, 2024, the Municipality estimates this obligation to be \$342,758 (2023 - \$329,759).

11. **Pension Plan**

The Municipality operates a defined benefit pension plan, which provides benefits to employees upon retirement. The accrued benefit obligation as at March 31, 2024, is based on an actuarial valuation for accounting purposes as at December 31, 2023. The next actuarial valuation for accounting purposes is to be prepared as of December 31, 2025. All plan assets are held by various Manulife Funds.

	Estimated <u>Dec. 31, 2023</u>	Estimated <u>Dec. 31, 2022</u>
Accrued Benefit Obligation	\$20,592,975	\$18,227,314
Fair Value Plan Assets	<u>14,656,570</u>	<u>13,231,307</u>
Funded Status - Plan Deficit	<u>\$ (5,936,405)</u>	<u>\$ (4,996,007)</u>

11. Pension Plan (Continued)

The significant actuarial assumptions adopted in measuring the Municipality's accrued benefit obligation as at December 31, 2023 were as follows:

	<u>Dec. 31, 2023</u>	<u>Dec. 31, 2022</u>
Expected long-term rate of return on plan assets	5.65%	6.00%
Rate of compensation increase	3.00%	3.00%
Discount rate used to determine benefit obligation	4.65%	5.00%

The Post-retirement mortality assumption was based on CPM2014 Public Sector Mortality with generational projection.

An actuarial valuation of the pension plan was performed for accounting purposes using the projected benefit method prorated on service. The unamortized actuarial loss is amortized over the expected average remaining service life ("EARSL") of the employee group; EARSL in 2024 was 20 years (2023 - 20 years).

	<u>Dec. 31, 2023</u>	<u>Dec. 31, 2022</u>
Accrued benefit obligation, net of plan assets	\$5,936,405	\$4,996,007
Unamortized actuarial loss	<u>(2,140,496)</u>	<u>(1,466,850)</u>
Benefit liability recorded in the Statement of Financial Position	<u>\$3,795,909</u>	<u>\$3,529,157</u>

During the year, the Municipality contributed \$698,868 (December 2022 - \$604,155) and the employees contributed \$385,722 (December 2022 - \$334,665) to the plan. Benefit payments for the year totaled \$720,184 (December 2022 - \$838,373).

Administrative fees paid during the year totaled \$11,736 (2023 - \$14,973); Plan Valuation costs were \$6,765 (2023 - \$4,360).

12. Asset Retirement Obligations

The Municipality's Asset retirement obligation consists of several obligations as follows:

a) Landfill obligation

The Municipality owns one landfill site for which the permit to operate expired December 31, 2005. As of March 31, 2007, the site has been capped in accordance with all applicable environmental regulations. The site, although not used as a residual waste disposal site, will continue to be used as a construction and demolition disposal site into the future. In addition, the site has an organics and waste transfer facility in operation. East Hants waste has been shipped to a facility outside of its borders since January 1, 2006.

The liability is now being recognized under PS 3280 - Asset Retirement Obligation. The costs were based upon the presently known obligations that will exist at the estimated year of closure of the sites and for 14 years post this date. Post-closure care is estimated to be required for 14 years from the date of site closure. Estimated costs have been discounted to the present value using a discount rate of 5.00% per annum.

12. **Asset Retirement Obligations (Continued)**

b) Asbestos obligation

The Municipality owns and operates several buildings that were constructed prior to 1991. Only one building is confirmed to contain asbestos and all other buildings have been included under PS 3280 - Asset retirement obligations as it is unknown if asbestos is present. The uncertainty could present a health hazard upon demolition of the building and there is a legal obligation to remove it. Following the adoption of PS 3280, the Municipality recognized an obligation relating to the removal and post-removal care of the asbestos in these buildings as estimated at March 31, 2023. Estimated costs have been discounted to the present value using a discount rate of 5.00% per annum. The transition and recognition of asset retirement obligations involved an accompanying increase to the Buildings & Water Utilities capital asset carrying values.

c) Wastewater treatment obligation

The Municipality owns and operates wastewater treatment facilities which include tanks, ponds and a lagoon that fall within PS 3280. Upon retirement of these facilities, there is an obligation to eliminate any environmental impact and restore the land to its prior state. Estimated costs have been discounted to the present value using a discount rate of 5.00% per annum. The transition and recognition of asset retirement obligations involved an accompanying increase to the Engineered Structures capital asset carrying value.

Changes to the asset retirement obligations during the year are as follows:

Asset Retirement Obligation	March 31, 2023	Additions (Disposals)	Accretion Expense	March 31, 2024
Buildings	\$ 239,951	\$ (57,789)	\$ 3,545	\$ 185,707
Engineered Structures	80,409	-	4,234	84,643
Landfill Closure/Post Closure	66,034	-	4,622	70,656
Water Utilities	40,115	-	4,230	44,345
	<u>\$ 426,509</u>	<u>\$ (57,789)</u>	<u>\$ 16,631</u>	<u>\$ 385,351</u>

13. Municipal Fund Balances

a) The current fund balance is comprised of the following:

	<u>2024</u>	<u>2023</u>
Long term liabilities to fund Hospital	\$ (469,110)	\$ (620,170)
Unfunded pension liability	(3,795,910)	(3,529,158)
Sportsplex fund	154,473	(30,649)
	<u>(4,110,547)</u>	<u>(4,179,977)</u>
Water utility operation	1,539,004	1,745,301
	<u>\$ (2,571,543)</u>	<u>\$ (2,434,676)</u>

b) The capital asset fund balance is comprised of the following:

	<u>2024</u>	<u>2023</u>
Tangible capital assets	\$ 112,934,365	\$ 109,035,851
Work in progress	11,993,161	4,503,208
Long term financing overage (shortage)	(3,407,995)	(144,820)
Long term liabilities capital	(23,733,230)	(25,835,657)
Asset retirement obligation	(385,351)	(426,509)
	<u>\$ 97,400,950</u>	<u>\$ 87,132,073</u>

c) Reserves and reserve funds set aside for specific purposes by Council or required by legislation are comprised of the following:

	<u>2024</u>	<u>2023</u>
Working funds	\$ 29,072,578	\$ 25,547,661
Replacement of equipment/assets	13,716,816	12,744,237
Landfill closure/post closure liability	147,390	140,113
	<u>\$ 42,936,784</u>	<u>\$ 38,432,011</u>

Municipality of the District of East Hants
Notes to the Consolidated Financial Statements
Year Ended March 31, 2024

13. **Municipal Fund Balances (Continued)**

d) Consolidated Accumulated Surplus:

	<u>2024</u>	<u>2023</u>
Operating fund	\$ (4,110,547)	\$ (4,179,977)
Water Utility fund	1,539,004	1,745,301
Capital fund	97,400,950	87,132,073
Reserves fund	42,936,784	38,432,011
	<u>\$ 137,766,191</u>	<u>\$ 123,129,408</u>

14. **Taxation**

	<u>2024</u>	<u>2023</u>
Taxation from real property	\$ 35,598,294	\$ 32,620,810
Less: Taxation collected to pay mandatory provincial taxes for:		
Education Services	(6,398,652)	(5,835,048)
Social Services	(91,039)	(54,228)
Corrections	(299,209)	(292,963)
Net taxes available for municipal purposes	<u>\$ 28,809,394</u>	<u>\$ 26,438,571</u>

15. **Remuneration and Expenses Paid to Council Members and the CAO**

	<u>Stipend/Salary</u>	<u>Expenses</u>	<u>Total</u>
Council			
Warden Eleanor Roulston	\$ 66,042	\$ 10,411	\$ 76,453
Sandra Garden-Cole	32,479	707	33,186
Norval Mitchell	32,479	4,270	36,749
Eldon Hebb	32,479	916	33,395
Carl MacPhee	32,953	2,576	35,529
Keith Rhyno	33,429	707	34,136
Wayne Greene	37,380	707	38,087
Walter Tingley	32,479	6,327	38,806
Michael Perry	38,427	4,332	42,759
Elie Moussa	34,376	745	35,121
Tom Isenor	32,479	3,263	35,742
Chief Administrative Officer	195,795	12,848	208,643
	<u>\$ 600,797</u>	<u>\$ 47,809</u>	<u>\$ 648,606</u>

16. **Budget Figures**

The Municipality's Operating, Water Utility, and Capital budgets are approved by Council. The budget figures, including the financial plan, are not subject to audit procedures. See Reconciliation of the Financial Plan to the PSAS Budget per page 28 of the financial statements for supporting reconciliation schedule.

Municipality of the District of East Hants
Schedule of Operations – Operating Fund
Year Ended March 31, 2024

	2024 Budget (Unaudited - Note 16)	2024 Actual	2023 Actual
Revenue			
Property taxes	\$ 34,172,713	\$ 35,598,294	\$ 32,620,810
Grants in lieu of taxes	221,867	229,863	222,618
Sale of services	3,417,257	3,409,657	3,399,053
Other revenue from own sources	2,528,602	2,479,952	2,461,099
Unconditional transfers from other governments	165,910	167,134	171,220
Conditional transfers from federal or provincial government agencies	488,035	514,445	655,514
Development and other contributions applied	75,000	35,082	64,921
Other transfers	871,500	871,500	847,600
	<u>41,940,884</u>	<u>43,305,927</u>	<u>40,442,835</u>
Expenses			
General government services	8,375,515	7,690,234	7,152,676
Protective services	10,981,551	10,961,051	9,523,786
Education	6,398,653	6,398,652	5,835,048
Social services	95,111	91,039	54,228
Transportation services	1,471,949	1,088,656	1,038,711
Environmental health services	6,720,039	6,554,015	5,632,465
Environmental development services	1,730,347	1,451,501	1,343,094
Landfill closure/post closure costs (recovery)	-	-	(135,301)
Recreation and cultural services	5,358,248	4,852,878	5,231,328
	<u>41,131,413</u>	<u>39,088,026</u>	<u>35,676,035</u>
Annual Surplus	<u>809,471</u>	<u>4,217,901</u>	<u>4,766,800</u>
Financing and Transfers			
Debt principal repayment	2,028,752	1,973,090	2,211,483
Decrease in amounts to be recovered	-	(266,752)	(316,992)
Transfer to capital fund	60,000	58,931	45,772
Transfer from capital reserves	(430,100)	(526,640)	(437,012)
Transfer to operating reserves	(849,181)	2,979,272	3,263,549
	<u>809,471</u>	<u>4,217,901</u>	<u>4,766,800</u>
Change in Fund Balance	-	-	-
Opening Fund Balance	(4,179,977)	(4,179,977)	(3,870,017)
Change in Long-Term Liabilities	151,060	151,060	37,681
Change in Unfunded Pension Liability	-	(266,752)	(452,293)
Change in Landfill Liability	-	-	135,301
Change in Sportsplex Fund	-	185,122	(30,649)
Closing Fund Balance (Note 13a)	<u>\$ (4,028,917)</u>	<u>\$ (4,110,547)</u>	<u>\$ (4,179,977)</u>

Municipality of the District of East Hants
 Schedule of Financial Position - Operating Fund
 Year Ended March 31, 2024

	2024	2023
FINANCIAL ASSETS		
Cash	\$ 4,544,321	\$ 7,739,931
Taxes and rates receivable	1,734,107	1,444,517
Accounts receivable	1,584,322	1,445,675
	<u>7,862,750</u>	<u>10,630,123</u>
LIABILITIES		
Accounts payable and accrued liabilities	2,323,631	2,154,843
Deferred revenue - general	2,736,626	2,085,593
Deferred revenue - obligatory reserve	2,032,970	5,683,303
Employee benefits and other obligations	4,138,668	3,858,916
Tax sale surplus	547,164	547,164
Long term liabilities	500,311	815,921
	<u>12,279,370</u>	<u>15,145,740</u>
NET DEBT	<u>(4,416,620)</u>	<u>(4,515,617)</u>
NON FINANCIAL ASSETS		
Inventory and prepaid expenses	306,073	335,640
ACCUMULATED DEFICIT	<u>\$ (4,110,547)</u>	<u>\$ (4,179,977)</u>

Municipality of the District of East Hants
 Schedule of Operations - Water Utility Fund
 Year Ended March 31, 2024

	2024 Budget (Unaudited - Note 16)	2024 Actual	2023 Actual
Revenue	<u>\$ 3,073,521</u>	<u>\$ 3,070,835</u>	<u>\$ 3,133,767</u>
Expenses			
Operating	2,486,810	2,303,591	2,125,246
Interest on debt	303,098	79,998	93,256
Amortization expense	510,134	500,016	491,568
	<u>3,300,042</u>	<u>2,883,605</u>	<u>2,710,070</u>
Annual Surplus	<u>(226,521)</u>	<u>187,230</u>	<u>423,697</u>
Transfers and Financing			
Principal debt payment	280,398	280,397	255,034
Transfer to capital	114,400	113,130	21,665
	<u>394,798</u>	<u>393,527</u>	<u>276,699</u>
Change in Fund Balance	<u>(621,319)</u>	<u>(206,297)</u>	<u>146,998</u>
Opening Fund Balance	<u>1,745,301</u>	<u>1,745,301</u>	<u>1,598,303</u>
Closing Fund Balance (Note 13a)	<u>\$ 1,123,982</u>	<u>\$ 1,539,004</u>	<u>\$ 1,745,301</u>

Municipality of the District of East Hants
 Schedule of Financial Position - Water Utility Fund
 Year Ended March 31, 2024

	2024	2023
FINANCIAL ASSETS		
Cash	\$ 856,624	\$ 1,104,471
Water rates receivable	789,560	750,974
Accounts receivable	51,865	60,389
	<u>1,698,049</u>	<u>1,915,834</u>
LIABILITIES		
Accounts payable and accrued liabilities	86,675	118,320
Deferred revenue - general	91,687	82,713
	<u>178,362</u>	<u>201,033</u>
NET ASSETS	<u>1,519,687</u>	<u>1,714,801</u>
NON FINANCIAL ASSETS		
Inventory and prepaid expenses	19,317	30,500
ACCUMULATED SURPLUS	<u>\$ 1,539,004</u>	<u>\$ 1,745,301</u>

Municipality of the District of East Hants

Schedule of Operations - Capital Fund

Year Ended March 31, 2024

	2024 Actual	2023 Actual
Revenue		
Government grants	\$ 2,847,888	\$ 1,364,322
Development and other contributions applied	5,851,959	10,888,039
	<u>8,699,847</u>	<u>12,252,361</u>
Expenses		
General government services	770,381	263,865
Protective services	35,829	31,594
Transportation services	880,318	868,211
Environmental health services	1,048,717	906,828
Environmental development services	(320,758)	(136,843)
Recreation and cultural services	1,244,544	907,215
Water Utility	4,230	-
	<u>3,663,261</u>	<u>2,840,870</u>
Annual Surplus	<u>5,036,586</u>	<u>9,411,491</u>
Financing and Transfers		
Principal payments	(2,102,427)	(2,428,836)
Transfers from reserves	(2,957,800)	274,427
Transfers from operations	(172,064)	(67,437)
	<u>(5,232,291)</u>	<u>(2,221,846)</u>
Change in Fund Balance	10,268,877	11,633,337
Opening Fund Balance	87,132,073	75,498,736
Closing Fund Balance (Note 13b)	<u>\$ 97,400,950</u>	<u>\$ 87,132,073</u>

Municipality of the District of East Hants
 Schedule of Financial Position - Capital Fund
 Year Ended March 31, 2024

	2024	2023
FINANCIAL ASSETS		
Cash	\$ 4,441,804	\$ -
Accounts receivable	2,243,215	1,638,911
	<u>6,685,019</u>	<u>1,638,911</u>
LIABILITIES		
Bank Indebtedness	-	1,398,644
Accounts payable and accrued liabilities	1,348,346	349,244
Deferred revenue - general	8,744,668	35,843
Long term liabilities	23,733,230	25,835,657
Asset Retirement Obligation	385,351	426,509
	<u>34,211,595</u>	<u>28,045,897</u>
NET DEBT	<u>(27,526,576)</u>	<u>(26,406,986)</u>
NON FINANCIAL ASSETS		
Net tangible capital assets	112,934,365	109,035,851
Work in progress	11,993,161	4,503,208
	<u>124,927,526</u>	<u>113,539,059</u>
ACCUMULATED SURPLUS	<u>\$ 97,400,950</u>	<u>\$ 87,132,073</u>

Municipality of the District of East Hants

Schedule of Operations - Reserves Fund

Year Ended March 31, 2024

	2024 Actual	2023 Actual
Revenue		
Investment income	\$ 2,178,693	\$ 1,157,090
Government grants	2,673,395	2,266,872
Developments & Other Contributions Applied	157,856	34,025
Annual Surplus	5,009,944	3,457,987
Net Transfers From/To Other Funds		
Transfers from Current Fund	(2,452,629)	(2,826,537)
Transfers to Capital Fund	2,957,800	(274,424)
	505,171	(3,100,961)
Net Change in Reserve Funds	4,504,773	6,558,948
Opening Reserve Fund Balance	38,432,011	31,873,063
Closing Reserve Fund Balance (Note 13c)	\$ 42,936,784	\$ 38,432,011
Analyzed as follows:		
Reserves set aside for specific purposes		
Operating Contingencies/Surplus	\$ 9,105,376	\$ 7,796,412
General Government	2,442,597	2,291,922
Solid Waste Management Facilities/Equipment	2,926,959	2,773,578
Office Equipment	357,132	322,400
Computer Hardware/Software	658,264	566,209
Aquatic Centre	572,966	519,845
Building and Equipment	360,799	342,344
Transportation and Equipment	2,553,125	2,315,805
Recreation and Leisure	886,497	580,312
Active Transportation	545,313	750,312
Emergency Measures	294,993	284,113
Passenger Vehicles	220,877	230,650
Canada Community Building Fund (formerly Gas Tax)	5,909,413	4,957,595
Sustainable Services Growth Fund	430,667	1,123,728
Lloyd E. Matheson Centre	380,515	340,815
Uniacke District Recreation Civic Centre	35,792	34,025
Business Park Land Development (fr Sales)	1,459,835	2,567,075
Landfill Closure/Post Closure Costs	147,390	140,113
District Beautification Funds	44,808	41,470
Emergency Grant Fund-Fire Departments	924,651	881,169
Tourism Operating/Capital	347,842	426,219
Economic Development Operations	69,202	67,925
District Recreation Grant Fund	657,300	547,852
Urban Service Rate Contingencies	2,257,636	2,095,201
Lights Urban Service Rate	137,788	130,037
Lights Other	298,243	261,678
Sportsplex Area Rate	1,357,176	732,903
Sportsplex - Operating Surplus	27,905	123,266
Wastewater System	1,064,384	974,973
Sidewalks Excess Debenture/Operations	1,510,717	1,188,350
Asset Retirement Obligation	381,312	360,475
East Hants Water system	3,089,095	2,663,240
Housing Accelerator Fund	1,480,215	-
	\$ 42,936,784	\$ 38,432,011

Municipality of the District of East Hants
 Schedule of Financial Position - Reserves Fund
 Year Ended March 31, 2024

	2024	2023
FINANCIAL ASSETS		
Cash	\$ 42,936,784	\$ 38,432,011
	<u>42,936,784</u>	<u>38,432,011</u>
ACCUMULATED SURPLUS	<u>\$ 42,936,784</u>	<u>\$ 38,432,011</u>

Municipality of the District of East Hants
 Reconciliation of the Financial Plan to the PSAS Budget (Unaudited - Note 16)

Year Ended March 31, 2024

	Financial Plan General	Financial Plan Utility	Amortization (TCA)	Financial Plan Capital	Transfers Reserves	Debt Charges Principal	Elimination Entries	PSAS Budget
REVENUE								
Taxes	\$ 34,172,713	\$ -	\$ -	\$ -	\$ -	\$ -	\$ -	\$ 34,172,713
Water utility	-	3,073,521	-	-	-	-	(566,446)	2,507,075
Grants in lieu of taxes	221,867	-	-	-	-	-	-	221,867
Sale of services	3,417,257	-	-	-	-	-	-	3,417,257
Other revenue from own sources	2,528,602	-	-	-	-	-	(1,263,220)	1,265,382
Unconditional transfers from other	165,910	-	-	-	-	-	-	165,910
Conditional transfers from government	488,035	-	-	-	-	-	-	488,035
Government grants	97,000	-	-	5,424,283	-	-	-	5,521,283
Development and other contributions applied	75,000	-	-	5,851,959	-	-	-	5,926,959
Other transfers	871,500	-	-	-	-	-	(871,500)	-
Total revenue	42,037,884	3,073,521	-	11,276,242	-	-	(2,701,166)	53,686,481
EXPENSES								
General government services	8,375,515	-	350,912	-	-	-	(812,392)	7,914,035
Protective services	10,981,551	-	35,829	-	-	-	(566,446)	10,450,934
Education services	6,398,653	-	-	-	-	-	-	6,398,653
Social Services	95,111	-	-	-	-	-	-	95,111
Transportation services	1,471,949	-	880,318	-	-	-	-	2,352,267
Environmental health services	6,720,039	-	1,039,861	-	-	-	(1,018,658)	6,741,242
Water utility	-	3,300,042	-	-	-	-	(170,782)	3,129,260
Environmental development services	1,730,347	-	212,782	-	-	-	-	1,943,129
Recreation and cultural services	5,358,248	-	1,244,544	-	-	-	(132,888)	6,469,904
Transfer to capital	60,000	114,400	-	-	(174,400)	-	-	-
Debt charges - principal payment	2,028,752	280,398	-	(2,102,427)	-	(206,723)	-	-
Transfer to reserves (capital/operating)	(1,279,281)	-	-	-	1,279,281	-	-	-
Total expenses	41,940,884	3,694,840	3,764,246	(2,102,427)	1,104,881	(206,723)	(2,701,166)	45,494,535
Surplus (Deficit)	\$ 97,000	\$ (621,319)	\$ (3,764,246)	\$ 13,378,669	\$ (1,104,881)	\$ 206,723	\$ -	\$ 8,191,946


Municipality of the District of East Hants
 Consolidated Schedule of Operations by Function
 Year Ended March 31, 2024

	*General Government	Protective Services	Transportation Services	Environmental Health Services	Environmental Development Services	Other
REVENUE						
Property taxes	\$ 28,514,620	\$ 3,694,228	\$ 106,622	\$ 2,705,623	\$ -	\$ -
Grants in lieu of taxes	221,492	-	-	8,371	-	-
Sale of services	711,714	-	-	908,495	29,750	-
Other revenue from own sources	1,581,306	103,664	-	217,124	200,635	2,178,693
Unconditional transfers from other governments	83,150	-	-	83,984	-	-
Conditional transfers from federal or provincial government	-	-	-	95,807	167,587	-
Government grants	97,000	-	-	-	-	5,424,283
Development and other contributions applied	-	-	-	-	-	6,044,897
Other transfers	-	-	-	871,500	-	-
Water utility	-	-	-	-	-	-
Elimination Entries	(1,172,356)	-	-	(871,500)	-	-
Total revenue	\$ 30,036,926	\$ 3,797,892	\$ 106,622	\$ 4,019,404	\$ 397,972	\$ 13,647,873
EXPENSES						
Salaries, wages and benefits	\$ 4,127,652	\$ 583,927	\$ -	\$ 1,728,294	\$ 1,154,009	\$ -
Operating costs	3,449,248	10,356,470	960,368	4,790,236	226,422	6,489,691
Elimination Entries	(773,867)	(554,705)	-	(1,000,468)	-	-
Amortization	350,912	35,829	880,318	1,039,861	212,782	-
Asset Retirement accretion	3,545	-	-	8,856	-	-
Interest on long term debt	113,338	20,654	128,288	35,483	71,071	-
Total expenses	\$ 7,270,828	\$ 10,442,175	\$ 1,968,974	\$ 6,602,262	\$ 1,664,284	\$ 6,489,691
Net gain (loss) on sale of TCA	\$ (473,708)	\$ -	\$ -	\$ -	\$ 533,540	\$ -
Net gain on disposal of asset retirement obligation	57,789	-	-	-	-	-
Total gain (loss)	\$ (415,919)	\$ -	\$ -	\$ -	\$ 533,540	\$ -
Surplus (Deficit)	\$ 22,350,179	\$ (6,644,283)	\$ (1,862,352)	\$ (2,582,858)	\$ (732,772)	\$ 7,158,182

* General government includes revenues and expenses that cannot be attributed to a particular sector.

Municipality of the District of East Hants
 Consolidated Schedule of Operations by Function
 Year Ended March 31, 2024

	Recreation and Culture Services	Water Utility	2024 Total	2023 Total
REVENUE				
Property taxes	\$ 577,201	\$ -	\$ 35,598,294	\$ 32,620,810
Grants in lieu of taxes	-	-	229,863	222,618
Sale of services	1,759,698	-	3,409,657	3,399,053
Other revenue from own sources	377,220	-	4,658,642	3,618,186
Unconditional transfers from other governments	-	-	167,134	171,220
Conditional transfers from federal or provincial government	251,051	-	514,445	655,514
Government grants	-	-	5,521,283	3,631,194
Development and other contributions applied	-	-	6,044,897	10,986,985
Other transfers	-	-	871,500	847,600
Water utility	-	3,070,835	3,070,835	3,133,767
Elimination entries	(60,000)	(554,705)	(2,658,561)	(2,645,945)
Total revenue	\$ 2,905,170	\$ 2,516,130	\$ 57,427,989	\$ 56,641,002
EXPENSES				
Salaries, wages and benefits	\$ 1,815,736	\$ 696,995	\$ 10,106,613	\$ 9,645,386
Operating costs	2,668,133	1,606,596	30,547,164	27,347,671
Elimination entries	(188,530)	(140,991)	(2,658,561)	(2,645,945)
Amortization	1,244,544	500,016	4,264,262	3,760,567
Asset Retirement accretion	-	4,230	16,631	-
Interest on long term debt	369,008	79,998	817,840	901,478
Total expenses	\$ 5,908,891	\$ 2,746,844	\$ 43,093,949	\$ 39,009,157
Net gain (loss) on sale of TCA	\$ -	\$ -	59,832	\$ 428,127
Net gain on disposal of asset retirement obligation	-	-	57,789	-
Total gain	\$ -	\$ -	\$ 117,621	\$ 428,127
Surplus (Deficit)	\$ (3,003,721)	\$ (230,714)	\$ 14,451,661	\$ 18,059,972



Cover Photo: Walton
Photos above, top to bottom:
Shubenacadie, Burntcoat Head and Enfield