

PERMIT APPLICATIONS

For the Month of June

<i>Number</i>	<i>PID</i>	<i>Civc Address</i>	<i>New Units</i>	<i>Work Type</i>	<i>Bldg Type</i>	<i>Proposed Use</i>	<i>Permit Fee</i>	<i>Value</i>
District: 10								
C2024-150	45220290	52 Tower View Rd	0	Construction	Garage/Carport/Shed/Deck	Accessory Uses - Garage	98.00	45,000.00
C2024-130	45429412	Justyne Marie Ln	1	Construction	Single Dwelling	Single Detached Dwelling	405.00	500,000.00
C2023-292	45409901	Monte Vista Rd	1	Construction	Single Dwelling	Single Detached Dwelling	237.00	150,000.00
C2024-096	45410313	Sullys Dr	1	Construction	Single Dwelling	Single Detached Dwelling	361.00	372,508.00
							Total Est Value: 1,067,508.00	
District: 11								
C2024-142	45125564	2322 South Rawdon Rd	4	Construction	Single Dwelling	Cottage	364.00	60,000.00
							Total Est Value: 60,000.00	
District: 2								
C2024-109	45086154	17 Belnan Ave	0	Construction	Garage/Carport/Shed/Deck	Accessory Uses - Garage	98.00	29,500.00
C2024-143	45083102	No 2 Hwy	0	Construction	Commercial	Restaurant - Take Out	1,292.00	70,000.00
C2023-318	45396728	672 Highway 2	8	Construction	Multi Unit Dwelling	Apartment Building	25,305.00	990,000.00
C2024-122	45419595	Osprey Rid	1	Construction	Single Dwelling	Single Detached Dwelling	576.00	500,000.00
C2024-157	45083136	689 Highway 2	0	Renovate	Commercial	Accessory Uses - Deck	25.00	7,000.00
C2024-129	45401247	134 Elmbel Dr	0	Construction	Garage/Carport/Shed/Deck	Accessory Uses - Garage	98.00	29,000.00
C2024-141	45411519	Enterprise Way	0	Construction	Industrial	Warehousing	5,124.00	1,200,000.00
							Total Est Value: 2,825,500.00	
District: 3								
C2024-144	45356128	1002 Enfield Rd	0	Construction	Garage/Carport/Shed/Deck	Animal Shelters	146.00	30,000.00
C2024-097	45090149	8505 Highway 14	2	Construction	Double Dwelling	Duplex	443.00	400,000.00
							Total Est Value: 430,000.00	
District: 4								
C2024-126	45281219	2815 Highway 2	0	Renovate	Commercial	Medical Clinics	5,956.00	585,695.00
C2024-137	45097326	2668 Highway 2	0	Construction	Garage/Carport/Shed/Deck	Accessory Uses - Garage	97.00	25,000.00
							Total Est Value: 610,695.00	
District: 5								
C2024-158	45102597	12937 Highway 215	0	Construction	Deck	Accessory Uses - Deck	25.00	3,000.00

PERMIT APPLICATIONS

For the Month of June

<i>Number</i>	<i>PID</i>	<i>Civc Address</i>	<i>New Units</i>	<i>Work Type</i>	<i>Bldg Type</i>	<i>Proposed Use</i>	<i>Permit Fee</i>	<i>Value</i>
							<i>Total Est Value: 3,000.00</i>	
<i>District: 6</i>								
C2024-155	45072956	6749 Highway 354	0	Construction	Deck	Accessory Uses - Deck	25.00	6,000.00
C2024-163	45073434	6291 Highway 354	1	Construction	Double Dwelling	Accessory Dwelling - Secondary	0.00	60,000.00
							<i>Total Est Value: 66,000.00</i>	
<i>District: 7</i>								
C2024-123	45088630	1178 Highway 2	0	Renovate	Institutional And Governmental	Boarding Houses	0.00	15,000.00
C2024-111	45424991	Jessome Ave	2	Construction	Double Dwelling	Semi-Detached Dwelling	13,469.00	450,000.00
C2024-112	45424983	Jessome Ave	2	Construction	Double Dwelling	Semi-Detached Dwelling	13,469.00	450,000.00
C2024-114	45424975	14 Jessome Ave	2	Construction	Double Dwelling	Semi-Detached Dwelling	13,363.00	450,000.00
C2024-116	45424967	Jessome Ave	2	Construction	Double Dwelling	Semi-Detached Dwelling	13,363.00	450,000.00
							<i>Total Est Value: 1,815,000.00</i>	
<i>District: 8</i>								
C2024-086	45416682	117 Douglaswood Dr	1	Construction	Single Dwelling	Single Detached Dwelling	409.00	400,000.00
C2024-165	45406386	Pigott Lake Rd	0	Construction	Garage/Carport/Shed/Deck	Accessory Uses - Garage	110.00	70,000.00
C2024-166	45406386	Pigott Lake Rd	0	Construction	Deck	Deck	25.00	8,000.00
							<i>Total Est Value: 478,000.00</i>	
<i>District: 9</i>								
C2024-138	45434966	Hybrid Ln	1	Construction	Single Dwelling	Single Detached Dwelling	326.00	300,000.00
C2024-149	45435179	Heritage Way	1	Construction	Single Dwelling	Single Detached Dwelling	314.00	300,000.00
C2024-152	45428034	Grandview Ter	1	Construction	Single Dwelling	Single Detached Dwelling	261.00	160,000.00
C2024-145	45428976	Grove St	1	Construction	Single Dwelling	Single Detached Dwelling	386.00	230,000.00
C2024-139	45428984	Grove St	1	Construction	Single Dwelling	Single Detached Dwelling	386.00	230,000.00
C2024-161	45427689	Loon Point Trail	1	Construction	Single Dwelling	Single Detached Dwelling	374.00	460,000.00
C2024-168	45434719	Loon Point Trail	1	Construction	Single Dwelling	Single Detached Dwelling	339.00	300,000.00
C2024-147	45429073	Grove St	1	Construction	Single Dwelling	Single Detached Dwelling	427.00	230,000.00
C2024-148	45429081	Grove St	1	Construction	Single Dwelling	Single Detached Dwelling	427.00	230,000.00
							<i>Total Est Value: 2,440,000.00</i>	
Total	36		37				98,123.00	9,795,703.00

DISTRICTS

Building Type	10	11	2	3	4	5	6	7	8	9	Total
Commercial	0	0	2	0	1	0	0	0	0	0	3
Deck	0	0	0	0	0	1	1	0	1	0	3
Double Dwelling	0	0	0	1	0	0	1	4	0	0	6
Garage/Carport/Shed	1	0	2	1	1	0	0	0	1	0	6
Industrial	0	0	1	0	0	0	0	0	0	0	1
Institutional And	0	0	0	0	0	0	0	1	0	0	1
Multi Unit Dwelling	0	0	1	0	0	0	0	0	0	0	1
Single Dwelling	3	1	1	0	0	0	0	0	1	9	15
Total	4	1	7	2	2	1	2	5	3	9	36

Summary of Estimated Value by District

10	1,067,508.00
11	60,000.00
2	2,825,500.00
3	430,000.00
4	610,695.00
5	3,000.00
6	66,000.00
7	1,815,000.00
8	478,000.00
9	2,440,000.00
Total	9,795,703.00

Summary of Estimated Value by Building Type

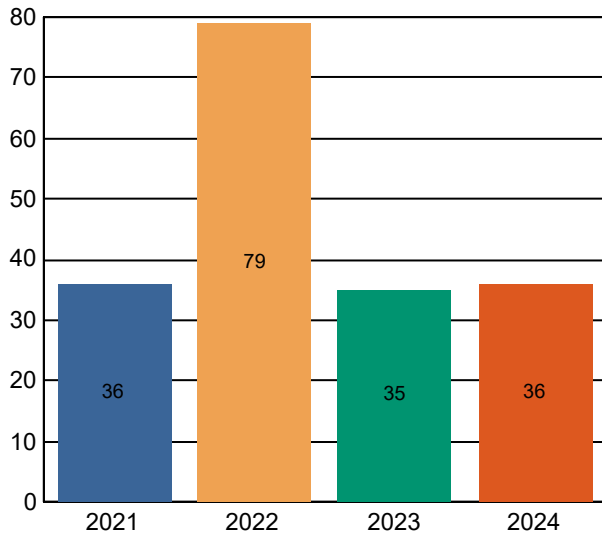
Commercial	662,695.00
Deck	17,000.00
Double Dwelling	2,260,000.00
Garage/Carport/Shed/Deck	228,500.00
Industrial	1,200,000.00
Institutional And Governmen	15,000.00
Multi Unit Dwelling	990,000.00
Single Dwelling	4,422,508.00
Total	9,795,703.00

ACTIVITY REPORT

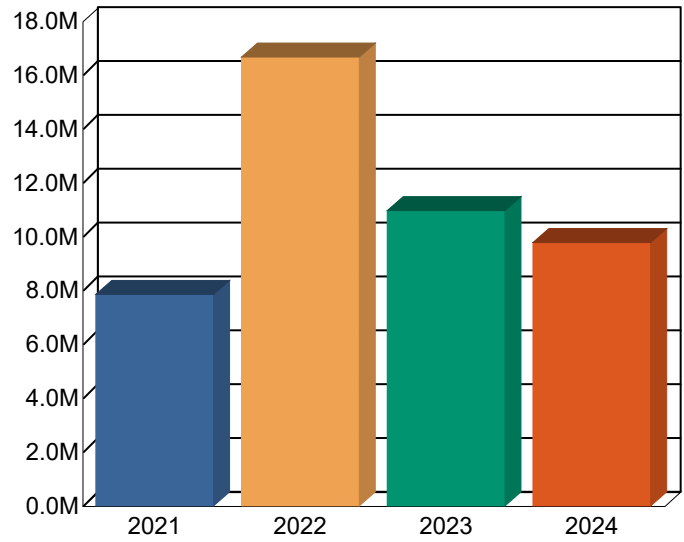
For Month of June 2024-06-30

Type	Jun 2023			Jun 2024		
	Permits	Units	Value of Construction	Permits	Units	Value of Construction
Single Family	12	9	3,371,127	15	18	4,422,508
Duplex/Semi	5	9	2,170,000	6	11	2,260,000
Apartments	3	16	2,650,000	1	8	990,000
Other Residential	12	0	569,733	9	0	245,500
Commercial	2	0	810,000	3	0	662,695
Industrial	0	0	0	1	0	1,200,000
Inst & Gov	0	0	0	1	0	15,000
Agriculture	1	0	1,400,000	0	0	0
Other	0	0	0	0	0	0
Total	35	34	10,970,860	36	37	9,795,703
Year To Date	166	92	50,747,668	147	177	54,360,970
Demolition	2	0		2	2	
Sign Permits	2			1		
Sub Applications	8	8 (Lots Requested)		9	14 (Lots Requested)	

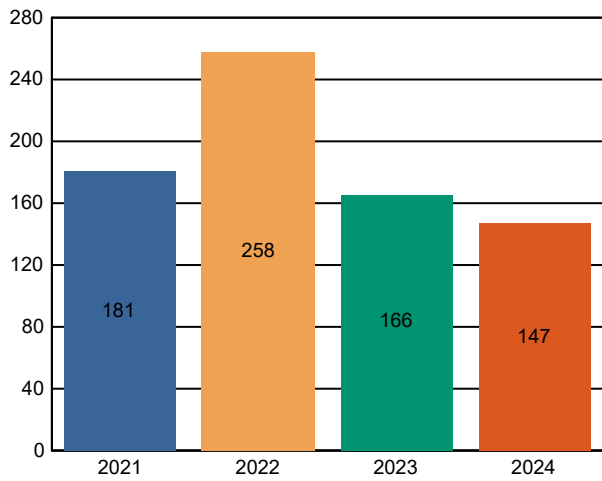
Building Permits



Building Value Estimates



**Building Permits
Year-to-Date**



**Building Estimates
Year-to-Date**

