

# PERMIT APPLICATIONS

For the Month of February

<i>Number</i>	<i>PID</i>	<i>Civc Address</i>	<i>New Units</i>	<i>Work Type</i>	<i>Bldg Type</i>	<i>Proposed Use</i>	<i>Permit Fee</i>	<i>Value</i>
<i>District: 1</i>								
C2023-054	45423886	159 Highway 2	24	Construction	Multi Unit Dwelling	Apartment Building	97,816.00	9,000,000.00
							<i>Total Est Value: 9,000,000.00</i>	
<i>District: 10</i>								
C2023-325	45391141	Cranberry Crt	1	Construction	Single Dwelling	Single Detached Dwelling	398.00	410,000.00
							<i>Total Est Value: 410,000.00</i>	
<i>District: 11</i>								
C2024-038	45432275	2771 Highway 354	1	Construction	Single Dwelling	Mobile/Mini Homes	270.00	201,362.00
C2024-041	45111598	845 Valley Rd	0	Repair	Single Dwelling	Single Detached Dwelling	1,080.00	211,095.00
							<i>Total Est Value: 412,457.00</i>	
<i>District: 2</i>								
C2024-032	45248879	65 Hemlock Dr	0	Construction	Garage/Carport/Shed/Deck	Accessory Uses - Shed	84.60	10,000.00
							<i>Total Est Value: 10,000.00</i>	
<i>District: 4</i>								
C2024-031	45097953	76 Mill Village Rd	1	Renovate	Single Dwelling	Single Detached Dwelling	2,025.00	30,000.00
C2023-295	45096740	2791 Highway 2	0	Renovate	Multi Unit Dwelling	Apartment Building	57.00	6,500.00
C2024-035	45096260	2846 Highway 2	0	Addition	Single Dwelling	Single Detached Dwelling	139.00	11,551.00
							<i>Total Est Value: 48,051.00</i>	
<i>District: 6</i>								
C2024-039	45158672	3265 Highway 215	1	Construction	Commercial	Campground	450.00	148,751.00
							<i>Total Est Value: 148,751.00</i>	
<i>District: 7</i>								
C2024-014	45089661	1464 Highway 2	1	Construction	Single Dwelling	Mobile/Mini Homes	282.00	209,579.00
							<i>Total Est Value: 209,579.00</i>	
<i>District: 8</i>								
C2024-020	45372620	96 Morning Breeze Dr	0	Construction	Garage/Carport/Shed/Deck	Garage	98.00	30,000.00
C2024-024	45142437	676 South Rawdon Rd	1	Renovate	Double Dwelling	Accessory Dwelling - Secondary	87.00	2,400.00
							<i>Total Est Value: 32,400.00</i>	
<i>District: 9</i>								

**PERMIT APPLICATIONS**

For the Month of February

<i>Number</i>	<i>PID</i>	<i>Civc Address</i>	<i>New Units</i>	<i>Work Type</i>	<i>Bldg Type</i>	<i>Proposed Use</i>	<i>Permit Fee</i>	<i>Value</i>
C2024-017	45427804	Loon Point Trail	1	Construction	Single Dwelling	Single Detached Dwelling	225.00	100,000.00
C2024-018	45427812	Loon Point Trail	1	Construction	Single Dwelling	Single Detached Dwelling	225.00	100,000.00
C2024-021	45427788	Loon Point Trail	1	Construction	Single Dwelling	Single Detached Dwelling	237.00	100,000.00
C2024-019	45427796	Loon Point Trail	1	Construction	Single Dwelling	Single Detached Dwelling	242.00	100,000.00
C2024-015	45427622	Loon Point Trail	1	Construction	Single Dwelling	Single Detached Dwelling	285.00	150,000.00
C2024-027	45427747	Loon Point Trail	1	Construction	Single Dwelling	Single Detached Dwelling	254.00	150,000.00
C2024-029	45427754	Loon Point Trail	1	Construction	Single Dwelling	Single Detached Dwelling	234.00	150,000.00
C2024-033	45427762	Loon Point Trail	1	Construction	Single Dwelling	Single Detached Dwelling	265.00	150,000.00
C2024-034	45427630	Loon Point Trail	1	Construction	Single Dwelling	Single Detached Dwelling	261.00	150,000.00
<i>Total Est Value: 1,150,000.00</i>								
<b>Total</b>	<b>21</b>		<b>39</b>				<b>105,014.60</b>	<b>11,421,238.00</b>

DISTRICTS

Building Type	1	10	11	2	4	6	7	8	9	Total
Commercial	0	0	0	0	0	1	0	0	0	1
Double Dwelling	0	0	0	0	0	0	0	1	0	1
Garage/Carport/Shed	0	0	0	1	0	0	0	1	0	2
Multi Unit Dwelling	1	0	0	0	1	0	0	0	0	2
Single Dwelling	0	1	2	0	2	0	1	0	9	15
Total	1	1	2	1	3	1	1	2	9	21

Summary of Estimated Value by District

1	9,000,000.00
10	410,000.00
11	412,457.00
2	10,000.00
4	48,051.00
6	148,751.00
7	209,579.00
8	32,400.00
9	1,150,000.00
Total	11,421,238.00

Summary of Estimated Value by Building Type

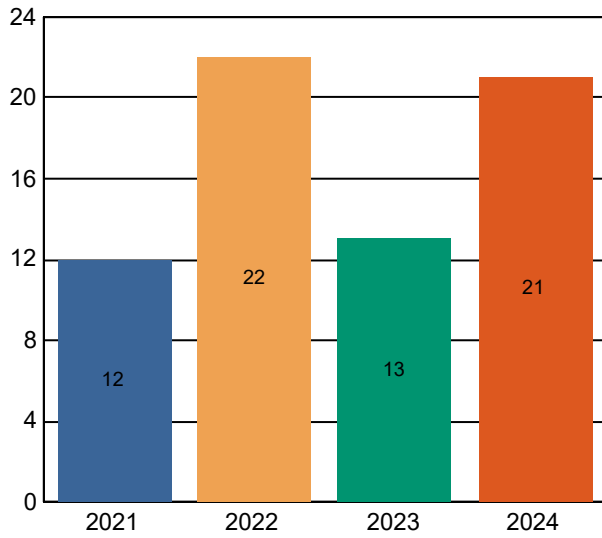
Commercial	148,751.00
Double Dwelling	2,400.00
Garage/Carport/Shed/Deck	40,000.00
Multi Unit Dwelling	9,006,500.00
Single Dwelling	2,223,587.00
Total	11,421,238.00

# ACTIVITY REPORT

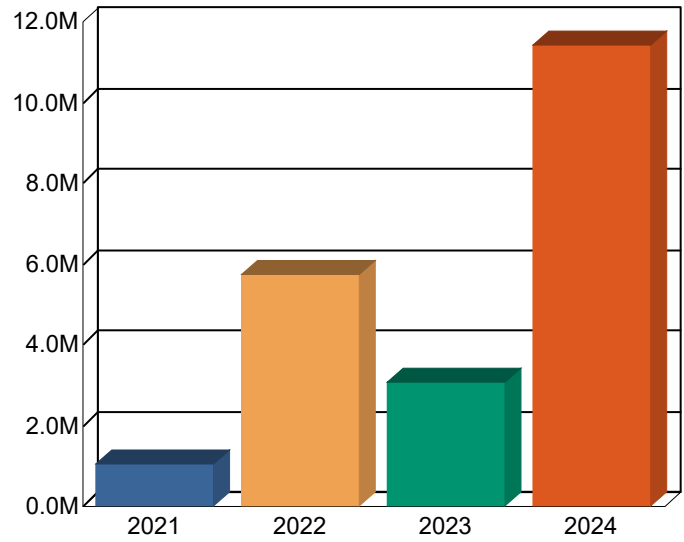
For Month of February 2024-02-29

Type	Feb 2023			Feb 2024		
	Permits	Units	Value of Construction	Permits	Units	Value of Construction
Single Family	6	4	1,628,000	15	13	2,223,587
Duplex/Semi	1	1	75,000	1	1	2,400
Apartments	0	0	0	2	24	9,006,500
Other Residential	4	0	256,000	2	0	40,000
Commercial	1	0	1,100,000	1	1	148,751
Industrial	1	0	29,000	0	0	0
Inst & Gov	0	0	0	0	0	0
Agriculture	0	0	0	0	0	0
Other	0	0	0	0	0	0
<b>Total</b>	<b>13</b>	<b>5</b>	<b>3,088,000</b>	<b>21</b>	<b>39</b>	<b>11,421,238</b>
<b>Year To Date</b>	<b>37</b>	<b>20</b>	<b>15,404,569</b>	<b>36</b>	<b>70</b>	<b>22,918,967</b>
Demolition	0	0		2	0	
Sign Permits	3			1		
Sub Applications	5	4 (Lots Requested)		5	5 (Lots Requested)	

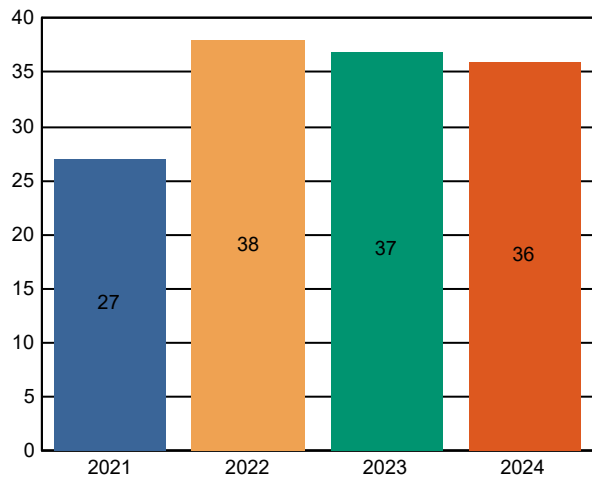
**Building Permits**



**Building Value Estimates**



**Building Permits  
Year-to-Date**



**Building Estimates  
Year-to-Date**

