

# PERMIT APPLICATIONS

For the Month of October

<i>Number</i>	<i>PID</i>	<i>Civc Address</i>	<i>New Units</i>	<i>Work Type</i>	<i>Bldg Type</i>	<i>Proposed Use</i>	<i>Permit Fee</i>	<i>Value</i>
<i>District: 1</i>								
C2023-151	45204229	83 Bakery Lan	2	Construction	Double Dwelling	Semi-Detached Dwelling	6,777.00	300,000.00
C2023-317	45273349	88 Boyd Ave	0	Renovate	Double Dwelling	Single Detached Dwelling with S	1,920.00	19,000.00
							<i>Total Est Value: 319,000.00</i>	
<i>District: 10</i>								
C2023-298	45429404	Justyne Marie Ln	1	Construction	Single Dwelling	Single Detached Dwelling	397.00	400,000.00
C2023-311	45283819	63 Tracy Dr	0	Construction	Garage/Carport/Shed/Deck	Accessory Uses - Garage	104.00	30,000.00
C2023-278	45079647	23 Arrowhead Lan	0	Addition	Single Dwelling	Single Detached Dwelling	336.00	200,000.00
C2023-321	45288792	16 Red Oak Dr	0	Renovate	Single Dwelling	Single Detached Dwelling	52.00	5,500.00
C2023-286	45280880	Renfrew Rd	2	Construction	Double Dwelling	Semi-Detached Dwelling	491.00	450,000.00
							<i>Total Est Value: 1,085,500.00</i>	
<i>District: 11</i>								
C2023-301	45421526	79 Old Renfrew Rd	1	Renovate	Single Dwelling	Secondary Suite	250.00	35,000.00
							<i>Total Est Value: 35,000.00</i>	
<i>District: 2</i>								
C2023-314	45419637	52 Osprey Rid	0	Construction	Garage/Carport/Shed/Deck	Accessory Uses - Garage	98.00	56,000.00
							<i>Total Est Value: 56,000.00</i>	
<i>District: 3</i>								
C2023-308	45122322	6841 Highway 14	0	Construction	Garage/Carport/Shed/Deck	Accessory Uses - Garage	123.00	70,000.00
C2023-310	45196870	165 Dalrymple Dr	0	Construction	Garage/Carport/Shed/Deck	Accessory Uses - Deck	25.00	5,000.00
							<i>Total Est Value: 75,000.00</i>	
<i>District: 4</i>								
C2023-309	45099280	81 Parker Rd	0	Construction	Garage/Carport/Shed/Deck	Accessory Uses - Garage	111.00	50,000.00
C2023-320	45096195	22 Tully Ave	0	Construction	Garage/Carport/Shed/Deck	Accessory Uses - Shed	85.00	2,000.00
							<i>Total Est Value: 52,000.00</i>	
<i>District: 5</i>								
C2023-268	45281391	464 Mosher Rd	1	Construction	Single Dwelling	Single Detached Dwelling	405.00	334,228.00
C2023-324	45370277	Highway 215	1	Construction	Single Dwelling	Mobile/Mini Homes	264.00	160,000.00
							<i>Total Est Value: 494,228.00</i>	

# PERMIT APPLICATIONS

For the Month of October

<i>Number</i>	<i>PID</i>	<i>Civc Address</i>	<i>New Units</i>	<i>Work Type</i>	<i>Bldg Type</i>	<i>Proposed Use</i>	<i>Permit Fee</i>	<i>Value</i>
<i>District: 7</i>								
C2023-100	45425022	Jessome Ave	2	Construction	Double Dwelling	Semi-Detached Dwelling	13,541.00	450,000.00
C2023-262	45425592	Mariah Dr	8	Construction	Multi Unit Dwelling	Townhouses	34,924.00	1,120,324.00
C2023-260	45425576	Mariah Dr	8	Construction	Multi Unit Dwelling	Townhouses	34,924.00	1,120,324.00
C2023-291	45087111	1135 Highway 2	0	Construction	Commercial	Restaurants	6,989.00	800,000.00
							<i>Total Est Value: 3,490,648.00</i>	
<i>District: 8</i>								
C2023-307	45414596	801 South Rawdon Rd	0	Construction	Garage/Carport/Shed/Deck	Accessory Uses - Garage	123.00	50,000.00
C2023-313	45137148	15 Old Mines Rd	0	Construction	Garage/Carport/Shed/Deck	Accessory Uses - Shed	86.00	13,750.00
C2023-315	45135225	76 Partridge Lan	1	Construction	Single Dwelling	Accessory Dwelling - Garage Sui	413.00	255,000.00
C2023-312	45135563	181 Cockscomb Lake Dr	0	Construction	Garage/Carport/Shed/Deck	Accessory Uses - Garage	103.00	28,834.00
C2023-288	45430840	1160 South Rawdon Rd	1	Construction	Single Dwelling	Single Detached Dwelling	316.00	250,000.00
							<i>Total Est Value: 597,584.00</i>	
<i>District: 9</i>								
C2023-271	45427655	Loon Point Trail	1	Construction	Single Dwelling	Single Detached Dwelling	495.00	350,000.00
C2023-319	45409364	157 Meek Arm Tra	0	Construction	Garage/Carport/Shed/Deck	Accessory Uses - Garage	86.00	11,228.00
C2023-322	45282290	140 Lakecrest Dr	0	Construction	Garage/Carport/Shed/Deck	Boat House	91.64	10,000.00
C2023-327	45427739	Loon Point Trail	1	Construction	Single Dwelling	Single Detached Dwelling	309.00	402,000.00
							<i>Total Est Value: 773,228.00</i>	
<b>Total</b>	<b>28</b>		<b>30</b>				<b>103,838.64</b>	<b>6,978,188.00</b>

D I S T R I C T S

Building Type	1	10	11	2	3	4	5	7	8	9	Total
Commercial	0	0	0	0	0	0	0	1	0	0	1
Double Dwelling	2	1	0	0	0	0	0	1	0	0	4
Garage/Carport/Shed	0	1	0	1	2	2	0	0	3	2	11
Multi Unit Dwelling	0	0	0	0	0	0	0	2	0	0	2
Single Dwelling	0	3	1	0	0	0	2	0	2	2	10
Total	2	5	1	1	2	2	2	4	5	4	28

Summary of Estimated Value by District

1	319,000.00
10	1,085,500.00
11	35,000.00
2	56,000.00
3	75,000.00
4	52,000.00
5	494,228.00
7	3,490,648.00
8	597,584.00
9	773,228.00
Total	6,978,188.00

Summary of Estimated Value by Building Type

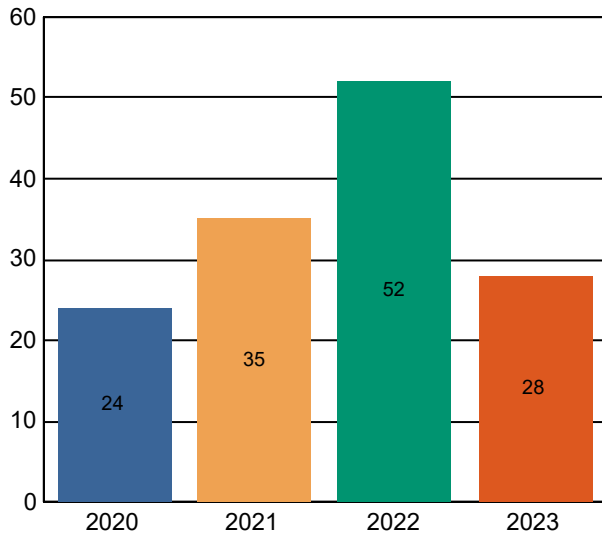
Commercial	800,000.00
Double Dwelling	1,219,000.00
Garage/Carport/Shed/Deck	326,812.00
Multi Unit Dwelling	2,240,648.00
Single Dwelling	2,391,728.00
Total	6,978,188.00

# ACTIVITY REPORT

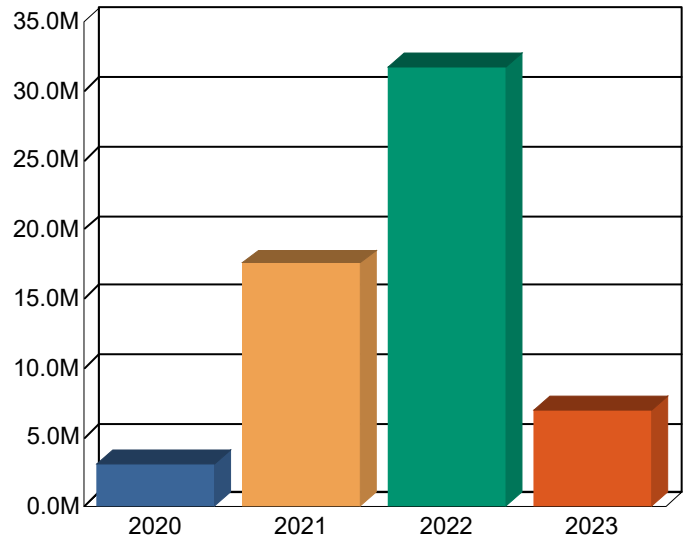
For Month of October 2023-10-31

Type	Oct 2022			Oct 2023		
	Permits	Units	Value of Construction	Permits	Units	Value of Construction
Single Family	17	16	7,416,503	10	8	2,391,728
Duplex/Semi	4	8	2,430,000	4	6	1,219,000
Apartments	3	5	10,490,000	2	16	2,240,648
Other Residential	20	0	530,500	11	0	326,812
Commercial	1	0	200,000	1	0	800,000
Industrial	2	0	953,396	0	0	0
Inst & Gov	3	0	9,542,046	0	0	0
Agriculture	1	0	100,000	0	0	0
Other	1	0	20,000	0	0	0
<b>Total</b>	<b>52</b>	<b>29</b>	<b>31,682,445</b>	<b>28</b>	<b>30</b>	<b>6,978,188</b>
<b>Year To Date</b>	<b>423</b>	<b>341</b>	<b>129,966,600</b>	<b>302</b>	<b>206</b>	<b>93,578,255</b>
Demolition	2	1		2	0	
Sign Permits	0			0		
Sub Applications	10	8 (Lots Requested)		13	27 (Lots Requested)	

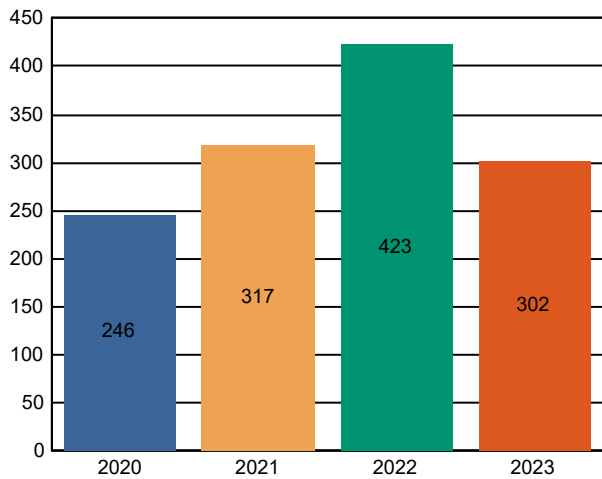
**Building Permits**



**Building Value Estimates**



**Building Permits  
Year-to-Date**



**Building Estimates  
Year-to-Date**

