

## PERMIT APPLICATIONS

For the Month of March

<i>Number</i>	<i>PID</i>	<i>Civc Address</i>	<i>New Units</i>	<i>Work Type</i>	<i>Bldg Type</i>	<i>Proposed Use</i>	<i>Permit Fee</i>	<i>Value</i>
<b>District: 10</b>								
C2023-045	45421666	Enfield Rd	0	Construction	Garage/Carport/Shed/Deck	Accessory Uses - Garage	132.60	90,000.00
C2023-029	45391273	24 Cranberry Crt	0	Construction	Garage/Carport/Shed/Deck	Accessory Uses - Garage	94.36	20,000.00
C2023-025	45239043	32 Martins Point Rd	0	Construction	Garage/Carport/Shed/Deck	Accessory Uses - Garage	110.00	30,000.00
C2023-036	45282266	730 Renfrew Rd	1	Construction	Single Dwelling	Single Detached Dwelling	415.00	560,000.00
							<b>Total Est Value: 700,000.00</b>	
<b>District: 11</b>								
B2023-042	45124351	1167 Walker Rd	0	Construction	Garage/Carport/Shed/Deck	Accessory Uses - Garage	134.00	60,000.00
B2023-057	45126349	1941 South Rawdon Rd	1	Renovate	Single Dwelling	Single Detached Dwelling	390.00	250,000.00
B2023-063	45125887	1333 Ashdale Rd	1	Construction	Single Dwelling	Mobile/Mini Homes	291.00	132,300.00
B2023-064	45130838	4084 Highway 14	0	Renovate	Single Dwelling	Semi-Detached Dwelling	400.00	75,000.00
							<b>Total Est Value: 517,300.00</b>	
<b>District: 2</b>								
C2023-053	45248200	69 Park Rd	0	Renovate	Commercial	Gymnasia	4,500.00	380,000.00
							<b>Total Est Value: 380,000.00</b>	
<b>District: 3</b>								
C2022-237	45123098	7216 No 14 Hwy	1	Construction	Single Dwelling	Single Detached Dwelling	280.00	218,818.00
C2023-056	45395175	1309 Enfield Rd	0	Construction	Garage/Carport/Shed/Deck	Accessory Uses - Garage	99.00	61,870.00
							<b>Total Est Value: 280,688.00</b>	
<b>District: 5</b>								
B2023-050	45195476	Barr Settlement Rd	1	Construction	Single Dwelling	Single Detached Dwelling	301.00	130,000.00
C2023-048	45102878	Maloney Rd	1	Construction	Single Dwelling	Single Detached Dwelling	374.00	250,000.00
							<b>Total Est Value: 380,000.00</b>	
<b>District: 8</b>								
C2023-051	45201381	83 Alder Lan	1	Renovate	Single Dwelling	Single Detached Dwelling	424.00	250,000.00
C2023-032	45137163	22 Old Mines Rd	0	Repair	Single Dwelling	Single Detached Dwelling	775.00	150,000.00
C2023-044	45402955	1067 Highway 1	0	Construction	Industrial	Warehousing	4,177.00	1,400,000.00
							<b>Total Est Value: 1,800,000.00</b>	

# PERMIT APPLICATIONS

For the Month of March

<i>Number</i>	<i>PID</i>	<i>Civc Address</i>	<i>New Units</i>	<i>Work Type</i>	<i>Bldg Type</i>	<i>Proposed Use</i>	<i>Permit Fee</i>	<i>Value</i>
<i>District: 9</i>								
C2023-049	45223302	653 East Uniacke Rd	0	Construction	Garage/Carport/Shed/Deck	Accessory Uses - Garage	88.44	20,000.00
C2023-059	45145992	77 Woodland Pk	1	Renovate	Single Dwelling	Single Detached Dwelling	575.00	100,000.00
C2023-043	45428109	380 Heritage Way	1	Construction	Single Dwelling	Single Detached Dwelling	443.00	450,000.00
							<i>Total Est Value: 570,000.00</i>	
<b>Total</b>	<b>19</b>		<b>9</b>				<b>14,003.40</b>	<b>4,627,988.00</b>

DISTRICTS

<i>Building Type</i>	10	11	2	3	5	8	9	Total
<b>Commercial</b>	0	0	1	0	0	0	0	1
<b>Garage/Carport/Shed</b>	3	1	0	1	0	0	1	6
<b>Industrial</b>	0	0	0	0	0	1	0	1
<b>Single Dwelling</b>	1	3	0	1	2	2	2	11
<b>Total</b>	4	4	1	2	2	3	3	19

Summary of Estimated Value by District

10	700,000.00
11	517,300.00
2	380,000.00
3	280,688.00
5	380,000.00
8	1,800,000.00
9	570,000.00
Total	4,627,988.00

Summary of Estimated Value by Building Type

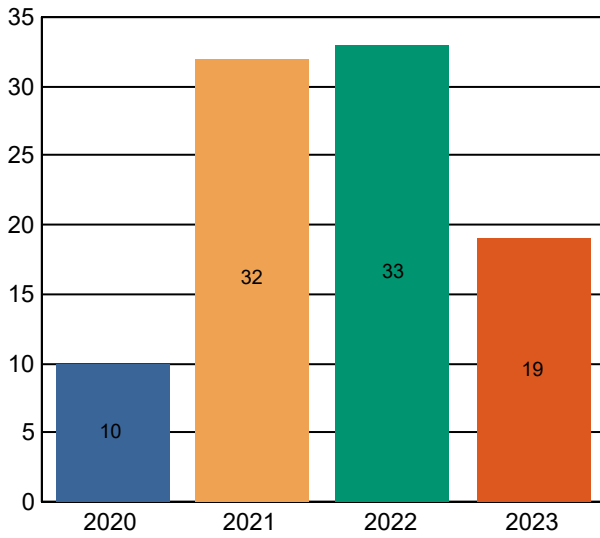
Commercial	380,000.00
Garage/Carport/Shed/Deck	281,870.00
Industrial	1,400,000.00
Single Dwelling	2,566,118.00
Total	4,627,988.00

# ACTIVITY REPORT

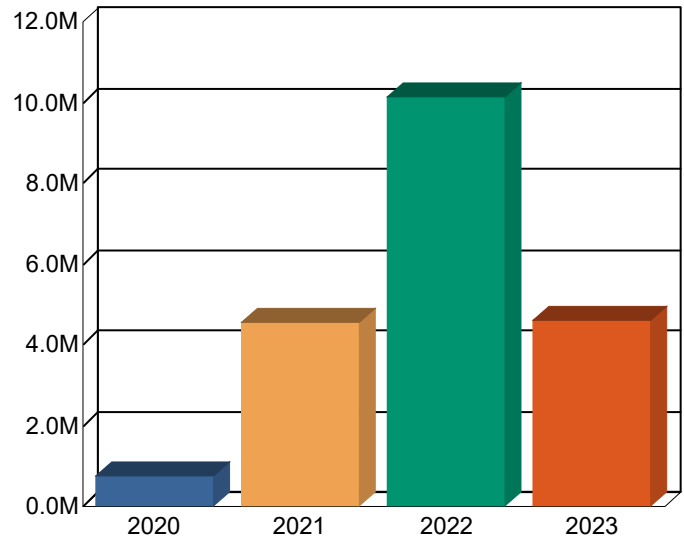
For Month of March 3/31/2023

Type	Mar 2022			Mar 2023		
	Permits	Units	Value of Construction	Permits	Units	Value of Construction
Single Family	19	17	7,953,000	11	9	2,566,118
Duplex/Semi	1	2	640,000	0	0	0
Apartments	1	4	640,000	0	0	0
Other Residential	9	1	574,395	6	0	281,870
Commercial	0	0	0	1	0	380,000
Industrial	1	0	281,000	1	0	1,400,000
Inst & Gov	1	0	17,270	0	0	0
Agriculture	1	0	17,000	0	0	0
Other	0	0	0	0	0	0
<b>Total</b>	<b>33</b>	<b>24</b>	<b>10,122,665</b>	<b>19</b>	<b>9</b>	<b>4,627,988</b>
<b>Year To Date</b>	<b>71</b>	<b>60</b>	<b>18,902,263</b>	<b>56</b>	<b>29</b>	<b>20,032,557</b>
Demolition	2	0		1	1	
Sign Permits	0			0		
Sub Applications	9	10 (Lots Requested)		12	26 (Lots Requested)	

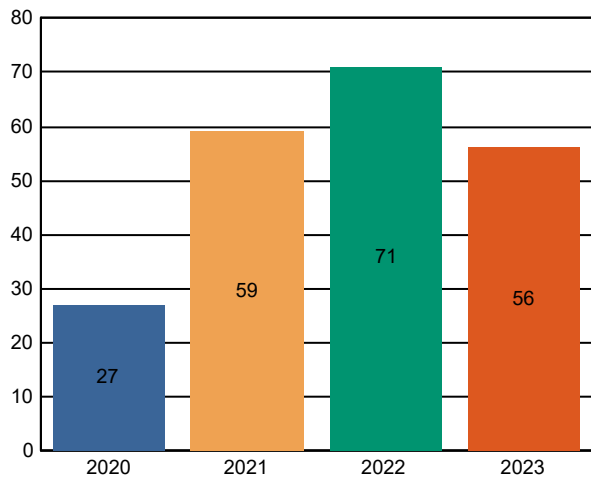
**Building Permits**



**Building Value Estimates**



**Building Permits  
Year-to-Date**



**Building Estimates  
Year-to-Date**

