

PERMIT APPLICATIONS

For the Month of December

<i>Number</i>	<i>PID</i>	<i>Civc Address</i>	<i>New Units</i>	<i>Work Type</i>	<i>Bldg Type</i>	<i>Proposed Use</i>	<i>Permit Fee</i>	<i>Value</i>
<i>District: 10</i>								
C2023-364	45429420	Justyne Marie Ln	1	Construction	Single Dwelling	Single Detached Dwelling	439.00	412,000.00
							<i>Total Est Value: 412,000.00</i>	
<i>District: 11</i>								
C2023-358	45421526	79 Old Renfrew Rd	0	Construction	Deck	Accessory Uses - Deck	25.00	9,500.00
C2023-356	45195583	1053 Slate Quarry Rd	0	Construction	Garage/Carport/Shed/Deck	Accessory Uses - Garage	87.00	18,000.00
C2023-296	45432010	Anthonys Lan	0	Construction	Garage/Carport/Shed/Deck	Accessory Uses - Garage	98.00	69,575.00
C2023-362	45429743	Anthonys Lan	1	Construction	Single Dwelling	Mobile/Mini Homes	293.00	353,000.00
C2023-328	45414133	No 236 Hwy	1	Construction	Single Dwelling	Single Detached Dwelling	283.00	200,000.00
							<i>Total Est Value: 650,075.00</i>	
<i>District: 2</i>								
C2023-352	45414083	Meadow View Way	1	Construction	Single Dwelling	Single Detached Dwelling	482.00	718,750.00
							<i>Total Est Value: 718,750.00</i>	
<i>District: 3</i>								
C2023-360	45360419	29 Ridgeview St	0	Addition	Garage/Carport/Shed/Deck	Accessory Uses - Garage	108.00	27,000.00
C2023-351	45397742	Bell Crt	1	Construction	Single Dwelling	Modular Home	325.00	329,928.00
							<i>Total Est Value: 356,928.00</i>	
<i>District: 8</i>								
C2023-365	45138690	Pentz Lake Dr	0	Construction	Garage/Carport/Shed/Deck	Accessory Uses - Garage	109.56	40,000.00
							<i>Total Est Value: 40,000.00</i>	
<i>District: 9</i>								
C2023-326	45147055	Lakecrest Dr	1	Construction	Single Dwelling	Single Detached Dwelling	392.00	240,000.00
							<i>Total Est Value: 240,000.00</i>	
Total	11		6				2,641.56	2,417,753.00

DISTRICTS

<i>Building Type</i>	10	11	2	3	8	9	Total
Deck	0	1	0	0	0	0	1
Garage/Carport/Shed	0	2	0	1	1	0	4
Single Dwelling	1	2	1	1	0	1	6
Total	1	5	1	2	1	1	11

Summary of Estimated Value by District

10	412,000.00
11	650,075.00
2	718,750.00
3	356,928.00
8	40,000.00
9	240,000.00
Total	2,417,753.00

Summary of Estimated Value by Building Type

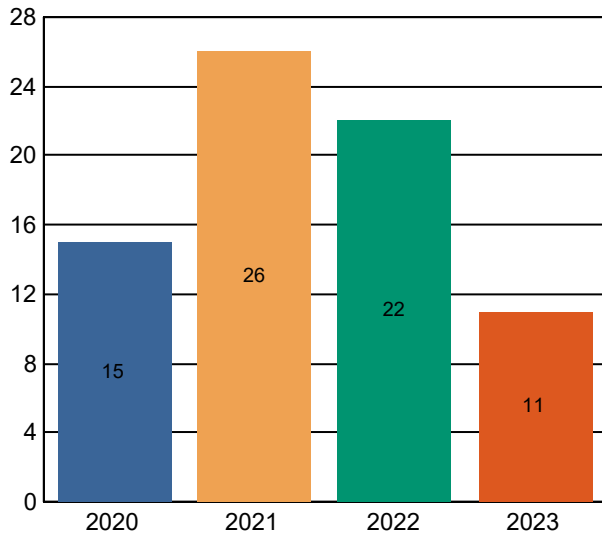
Deck	9,500.00
Garage/Carport/Shed/Deck	154,575.00
Single Dwelling	2,253,678.00
Total	2,417,753.00

ACTIVITY REPORT

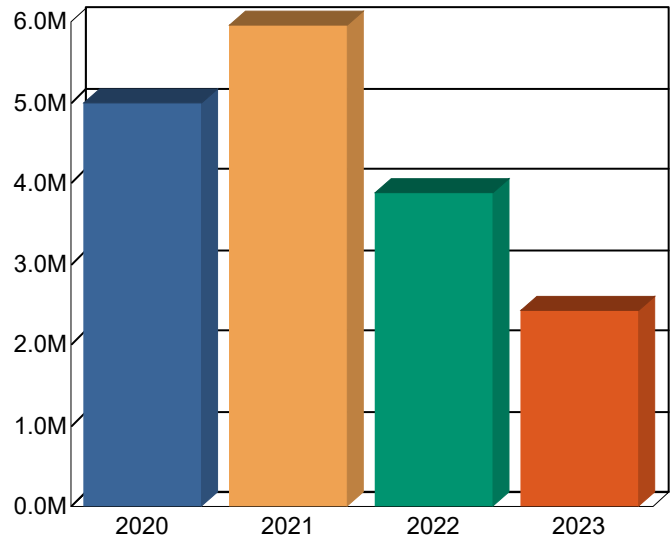
For Month of December 2023-12-31

Type	<i>Dec 2022</i>			<i>Dec 2023</i>		
	Permits	Units	Value of Construction	Permits	Units	Value of Construction
Single Family	8	6	2,000,037	6	6	2,253,678
Duplex/Semi	1	2	330,000	0	0	0
Apartments	0	0	0	0	0	0
Other Residential	9	0	520,000	5	0	164,075
Commercial	2	0	101,000	0	0	0
Industrial	1	0	895,000	0	0	0
Inst & Gov	0	0	0	0	0	0
Agriculture	1	0	50,000	0	0	0
Other	0	0	0	0	0	0
Total	22	8	3,896,037	11	6	2,417,753
Year To Date	470	374	138,685,637	342	236	104,525,171
Demolition	1	0		1	0	
Sign Permits	0			0		
Sub Applications	10	26 (Lots Requested)		6	8 (Lots Requested)	

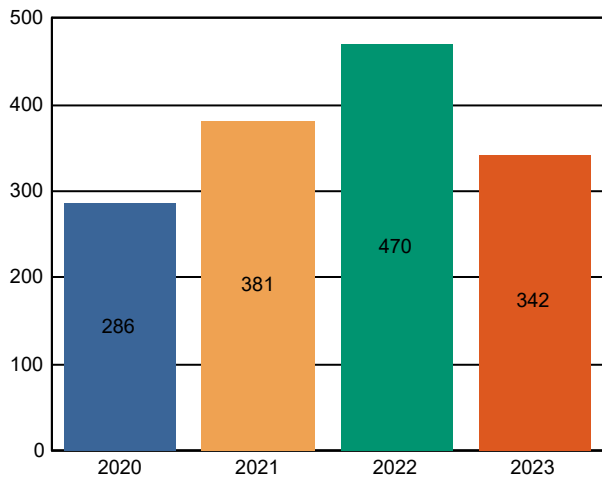
Building Permits



Building Value Estimates



**Building Permits
Year-to-Date**



**Building Estimates
Year-to-Date**

