

PERMIT APPLICATIONS

For the Month of August

Number	PID	Civc Address	New Units	Work Type	Bldg Type	Proposed Use	Permit Fee	Value
<i>District:</i>								
C2023-230	45427820	Loon Point Trail	1	Construction	Single Dwelling	Single Detached Dwelling	354.00	330,000.00
							<i>Total Est Value: 330,000.00</i>	
<i>District: 10</i>								
C2023-237	45339066	54 Fish Cove Dr	0	Construction	Garage/Carport/Shed/Deck	Accessory Uses - Garage	94.00	16,000.00
C2023-214	45428844	Renfrew Rd	1	Construction	Single Dwelling	Single Detached Dwelling	410.00	230,000.00
							<i>Total Est Value: 246,000.00</i>	
<i>District: 11</i>								
B2023-228	45289089	234 Wilson Rd	0	Addition	Commercial	Repair Garage	552.00	50,000.00
B2023-241	45210002	281 Elliott Rd	0	Construction	Garage/Carport/Shed/Deck	Accessory Uses - Garage	90.00	23,000.00
B2023-091	45398252	335 Cross 3 Rd	1	Construction	Single Dwelling	Single Detached Dwelling	287.00	250,000.00
							<i>Total Est Value: 323,000.00</i>	
<i>District: 2</i>								
C2023-229	45419645	Osprey Rid	1	Construction	Single Dwelling	Single Detached Dwelling	573.00	500,000.00
C2023-226	45394392	Park Rd	0	Construction	Commercial	Commercial Use	14,099.60	8,000,000.00
C2023-227	45419744	Osprey Rid	1	Construction	Single Dwelling	Single Detached Dwelling	522.00	500,000.00
C2023-244	45419868	Autumn Way	0	Construction	Garage/Carport/Shed/Deck	Accessory Uses - Garage	106.00	65,000.00
C2023-144	45424926	861 Highway 2	2	Construction	Double Dwelling	Semi-Detached Dwelling	13,666.00	427,000.00
C2023-146	45424918	Highway 2	2	Construction	Double Dwelling	Semi-Detached Dwelling	13,666.00	427,000.00
C2023-221	45419868	Autumn Way	1	Construction	Single Dwelling	Single Detached Dwelling	462.00	650,000.00
							<i>Total Est Value: 10,569,000.00</i>	
<i>District: 3</i>								
C2023-248	45151370	3568 Highway 202	0	Construction	Agriculture	Barn	144.00	50,000.00
C2023-136	45397882	Bell Crt	1	Construction	Single Dwelling	Single Detached Dwelling	459.00	535,000.00
C2023-253	45049111	1175 Renfrew Rd	0	Construction	Garage/Carport/Shed/Deck	Shed	101.00	10,000.00
							<i>Total Est Value: 595,000.00</i>	
<i>District: 4</i>								
C2023-250	45218815	3071 Indian Rd	0	Construction	Garage/Carport/Shed/Deck	Accessory Uses - Garage	123.00	63,250.00

PERMIT APPLICATIONS

For the Month of August

<i>Number</i>	<i>PID</i>	<i>Civc Address</i>	<i>New Units</i>	<i>Work Type</i>	<i>Bldg Type</i>	<i>Proposed Use</i>	<i>Permit Fee</i>	<i>Value</i>
C2023-247	45098050	91 Mill Village Rd	0	Addition	Single Dwelling	Single Detached Dwelling	142.00	30,000.00
							Total Est Value: 93,250.00	
District: 5								
C2022-323	45411345	Indian Rd	1	Construction	Single Dwelling	Single Detached Dwelling	430.00	200,000.00
B2023-252	45107661	No 236 Hwy	1	Construction	Single Dwelling	Single Detached Dwelling	299.00	140,000.00
							Total Est Value: 340,000.00	
District: 6								
B2023-257	45157575	110 William Conley Lan	1	Construction	Single Dwelling	Single Detached Dwelling	415.00	275.00
							Total Est Value: 275.00	
District: 7								
C2023-219	45389566	37 Trevors Lan	0	Renovate	Deck	Accessory Uses - Deck	25.00	6,000.00
C2023-198	45425584	Mariah Dr	8	Construction	Multi Unit Dwelling	Townhouses	34,924.00	1,120,324.00
C2023-082	45102191	4 Poplar Dr	0	Addition	Single Dwelling	Single Detached Dwelling	278.00	120,000.00
C2023-207	45420395	Lew Cre	2	Construction	Double Dwelling	Semi-Detached Dwelling	13,872.00	524,915.00
C2023-197	45425584	Mariah Dr	8	Construction	Multi Unit Dwelling	Townhouses	34,924.00	1,120,324.00
C2023-206	45420387	Lew Cre	2	Construction	Double Dwelling	Semi-Detached Dwelling	13,872.00	524,915.00
							Total Est Value: 3,416,478.00	
District: 8								
C2022-285	45134566	1122 No 1 Hwy	1	Construction	Single Dwelling	Single Detached Dwelling	421.00	197,200.00
C2023-256	45133378	407 Piggott Lake Rd	0	Construction	Garage/Carport/Shed/Deck	Accessory Uses - Garage	99.00	25,000.00
							Total Est Value: 222,200.00	
District: 9								
C2022-160	45419173	East Uniacke Rd	1	Construction	Single Dwelling	Single Detached Dwelling	349.00	350,000.00
C2023-240	45417821	319 Meek Arm Tra	0	Construction	Garage/Carport/Shed/Deck	Accessory Uses - Shed	87.80	5,000.00
C2023-242	45427853	Loon Point Trail	1	Construction	Single Dwelling	Single Detached Dwelling	387.00	450,000.00
C2022-209	45145869	39 Woodland Pk	0	Construction	Garage/Carport/Shed/Deck	Boat House	102.00	70,000.00
C2022-331	45380912	Jorphie Dr	1	Construction	Single Dwelling	Single Detached Dwelling	339.00	400,000.00
C2023-234	45421674	Gala Lan	1	Construction	Single Dwelling	Single Detached Dwelling	386.00	220,000.00
C2023-236	45421690	Gala Lan	1	Construction	Single Dwelling	Single Detached Dwelling	427.00	300,000.00
C2023-235	45141876	9 Shirley Ave	1	Construction	Single Dwelling	Mobile/Mini Homes	282.00	280,107.00
C2023-233	45172269	25 Christopher Ave	1	Construction	Single Dwelling	Mobile/Mini Homes	293.00	315,199.00
C2023-245	45419934	Grandview Ter	1	Construction	Single Dwelling	Single Detached Dwelling	272.00	274,000.00
C2023-251	45232378	224 Etter Rd	0	Addition	Garage/Carport/Shed/Deck	Accessory Uses - Garage	104.00	49,100.00
C2023-222	45289451	843 East Uniacke Rd	1	Construction	Single Dwelling	Single Detached Dwelling	260.00	170,000.00
C2023-249	45419132	340 East Uniacke Rd	0	Construction	Garage/Carport/Shed/Deck	Accessory Uses - Garage	94.00	28,000.00

PERMIT APPLICATIONS

For the Month of August

<i>Number</i>	<i>PID</i>	<i>Civc Address</i>	<i>New Units</i>	<i>Work Type</i>	<i>Bldg Type</i>	<i>Proposed Use</i>	<i>Permit Fee</i>	<i>Value</i>
							<i>Total Est Value: 2,911,406.00</i>	
Total	42		44				148,792.40	19,046,609.00

D I S T R I C T S

Building Type	10	11	2	3	4	5	6	7	8	9	Total	
Agriculture	0	0	0	1	0	0	0	0	0	0	1	
Commercial	0	0	1	1	0	0	0	0	0	0	2	
Deck	0	0	0	0	0	0	0	1	0	0	1	
Double Dwelling	0	0	2	0	0	0	0	2	0	0	4	
Garage/Carport/Shed	0	1	1	1	1	0	0	0	1	4	10	
Multi Unit Dwelling	0	0	0	0	0	0	0	2	0	0	2	
Single Dwelling	1	1	3	1	1	2	1	1	1	9	22	
Total	1	2	3	7	3	2	2	1	6	2	13	42

Summary of Estimated Value by District

	330,000.00
10	246,000.00
11	323,000.00
2	10,569,000.00
3	595,000.00
4	93,250.00
5	340,000.00
6	275.00
7	3,416,478.00
8	222,200.00
9	2,911,406.00
Total	19,046,609.00

Summary of Estimated Value by Building Type

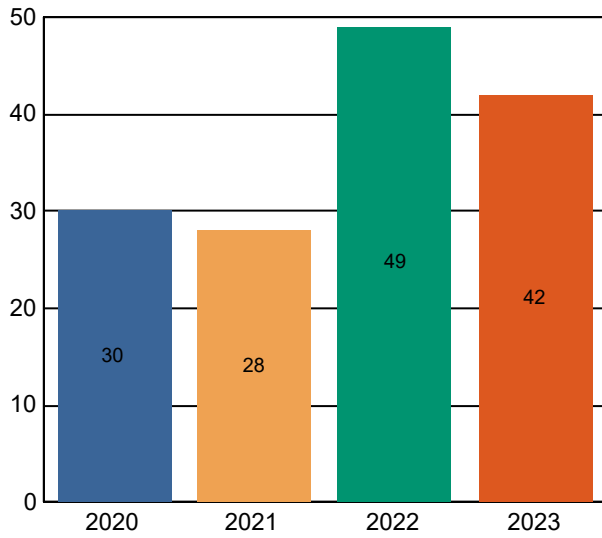
Agriculture	50,000.00
Commercial	8,050,000.00
Deck	6,000.00
Double Dwelling	1,903,830.00
Garage/Carport/Shed/Deck	354,350.00
Multi Unit Dwelling	2,240,648.00
Single Dwelling	6,441,781.00
Total	19,046,609.00

ACTIVITY REPORT

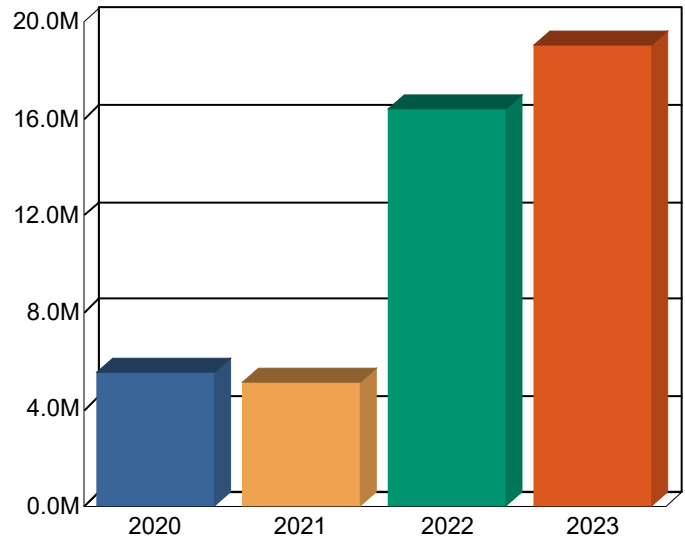
For Month of August 2023-08-31

Type	Aug 2022			Aug 2023		
	Permits	Units	Value of Construction	Permits	Units	Value of Construction
Single Family	26	24	9,182,988	22	20	6,441,781
Duplex/Semi	3	6	1,649,000	4	8	1,903,830
Apartments	3	44	3,640,000	2	16	2,240,648
Other Residential	13	0	486,477	11	0	360,350
Commercial	4	0	1,420,000	2	0	8,050,000
Industrial	0	0	0	0	0	0
Inst & Gov	0	0	0	0	0	0
Agriculture	0	0	0	1	0	50,000
Other	0	0	0	0	0	0
Total	49	74	16,378,465	42	44	19,046,609
Year To Date	344	288	88,940,849	240	155	78,152,804
Demolition	4	0		4	1	
Sign Permits	0			1		
Sub Applications	12	21 (Lots Requested)		9	39 (Lots Requested)	

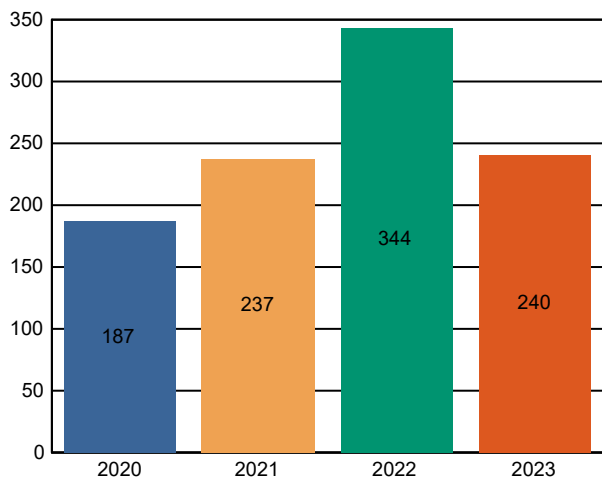
Building Permits



Building Value Estimates



**Building Permits
Year-to-Date**



**Building Estimates
Year-to-Date**

