

# PERMIT APPLICATIONS

For the Month of April

<i>Number</i>	<i>PID</i>	<i>Civc Address</i>	<i>New Units</i>	<i>Work Type</i>	<i>Bldg Type</i>	<i>Proposed Use</i>	<i>Permit Fee</i>	<i>Value</i>
<b>District 1</b>								
C2023-080	45273281	11 Mckenzie Crt	0	Renovate	Garage/Carport/Shed/Dε	Accessory Uses - Garage	75.00	10,000.00
							<b>Total Est Value: 10,000.00</b>	
<b>District 2</b>								
C2023-068	45401098	1192 Highway 214	0	Renovate	Garage/Carport/Shed/Dε	Accessory Uses - Garage	30.00	1,000.00
C2023-070	45411469	19 Enterprise Way	0	Renovate	Industrial	Industrial Uses	1,748.92	25,000.00
C2023-067	45290525	71 Park Rd	0	Renovate	Commercial	Laundry Facilities	4,373.90	86,543.00
C2023-055	45394418	239 Park Rd	0	Construction	Industrial	Industrial Uses	4,346.32	1,400,000.00
C2023-076	45411469	19 Enterprise Way	0	Renovate	Industrial	Industrial Uses	397.70	2,500.00
C2023-078	45083458	720 Highway 2	0	Construction	Garage/Carport/Shed/Dε	Porch/Patio	0.00	15,000.00
C2023-065	45411543	20 Development Dr	0	Renovate	Commercial	Gymnasia	850.00	60,000.00
							<b>Total Est Value: 1,590,043.00</b>	
<b>District 3</b>								
C2023-072	45291952	16 Sandy Desert Rd	1	Construction	Single Dwelling	Mobile/Mini Homes	293.00	170,000.00
C2023-073	45291952	16 Sandy Desert Rd	1	Construction	Single Dwelling	Mobile/Mini Homes	244.00	120,000.00
C2023-046	45380300	7540 Highway 14	1	Construction	Single Dwelling	Single Detached Dwelling	378.00	250,000.00
C2023-087	45380300	7540 Highway 14	0	Construction	Garage/Carport/Shed/Dε	Accessory Uses - Garage	171.00	40,000.00
C2023-089	45415254	174 Macintosh Rd	0	Construction	Garage/Carport/Shed/Dε	Accessory Uses - Garage	112.00	55,000.00
							<b>Total Est Value: 635,000.00</b>	
<b>District 5</b>								
B2023-074	45367513	9385 No 215 Hwy	1	Construction	Single Dwelling	Single Detached Dwelling	408.00	400,000.00
B2023-050	45195476	1418 Barr Settlement Rc	1	Construction	Single Dwelling	Single Detached Dwelling	301.00	130,000.00
C2023-062	45428307	173 Maloney Rd	1	Construction	Single Dwelling	Single Detached Dwelling	372.00	110,000.00
							<b>Total Est Value: 640,000.00</b>	
<b>District 6</b>								
B2023-077	45109287	43 Lighthouse Lan	1	Construction	Single Dwelling	Mobile/Mini Homes	256.00	200,000.00
B2023-069	45220894	1639 Burntcoat Rd	0	Construction	Institutional And Governr	Shipping Container	0.00	225,000.00
							<b>Total Est Value: 425,000.00</b>	

# PERMIT APPLICATIONS

For the Month of April

<i>Number</i>	<i>PID</i>	<i>Civc Address</i>	<i>New Units</i>	<i>Work Type</i>	<i>Bldg Type</i>	<i>Proposed Use</i>	<i>Permit Fee</i>	<i>Value</i>
<i>District 7</i>								
C2023-071	45389616	34 Trevors Lan	1	Construction	Single Dwelling	Single Detached Dwelling	6,904.00	400,000.00
C2023-079	45206364	37 Robert Scott Dr	0	Construction	Deck	Accessory Uses - Deck	25.00	45,000.00
C2023-081	45092376	2092 Highway 2	0	Addition	Agriculture	Barn	142.00	60,000.00
							<i>Total Est Value: 505,000.00</i>	
<i>District 8</i>								
C2022-463	45413689	14 Alicia Scott Ave	0	Construction	Commercial	Warehousing	1,368.00	607,000.00
C2022-333	45136264	45 Sawdust Rd	0	Addition	Single Dwelling	Single Detached Dwelling	437.00	271,780.00
							<i>Total Est Value: 878,780.00</i>	
<i>District 9</i>								
C2023-086	45417102	104 Beamish Rd	0	Construction	Garage/Carport/Shed/Dc	Accessory Uses - Garage	98.04	30,000.00
C2023-013	45417888	349 Meek Arm Tra	1	Construction	Single Dwelling	Single Detached Dwelling	493.00	280,000.00
							<i>Total Est Value: 310,000.00</i>	
<b>Total</b>	<b>25</b>		<b>9</b>				<b>23,823.88</b>	<b>4,993,823.00</b>

# PERMIT APPLICATIONS

For the Month of April

## DISTRICTS

<i>Building Type</i>	1	2	3	5	6	7	8	9	Total
<b>Agriculture</b>	0	0	0	0	0	1	0	0	1
<b>Commercial</b>	0	2	0	0	0	0	1	0	3
<b>Deck</b>	0	0	0	0	0	1	0	0	1
<b>Garage/Carport/Shed</b>	1	2	2	0	0	0	0	1	6
<b>Industrial</b>	0	3	0	0	0	0	0	0	3
<b>Institutional And</b>	0	0	0	0	1	0	0	0	1
<b>Single Dwelling</b>	0	0	3	3	1	1	1	1	10
Total	1	7	5	3	2	3	2	2	25

### Summary of Estimated Value by District

1	10,000.00
2	1,590,043.00
3	635,000.00
5	640,000.00
6	425,000.00
7	505,000.00
8	878,780.00
9	310,000.00
Total	4,993,823.00

### Summary of Estimated Value by Building Type

Agriculture	60,000.00
Commercial	753,543.00
Deck	45,000.00
Garage/Carport/Shed/Deck	151,000.00
Industrial	1,427,500.00
Institutional And Governme	225,000.00
Single Dwelling	2,331,780.00
Total	4,993,823.00

# ACTIVITY REPORT

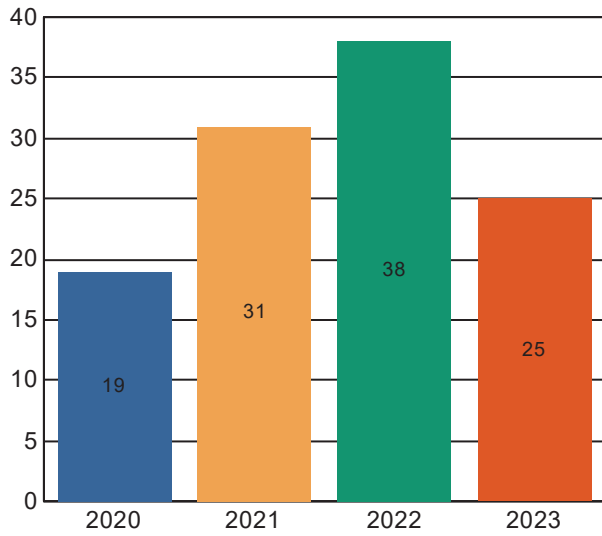
For Month of April 4/30/2023

Type	Apr 2022			Apr 2023		
	Permits	Units	Value of Construction	Permits	Units	Value of Construction
Single Family	16	15	4,755,489	10	9	2,331,780
Duplex/Semi	4	8	1,920,000	0	0	0
Apartments	2	6	1,205,000	0	0	0
Other Residential	13	0	474,973	7	0	196,000
Commercial	1	0	650,000	3	0	753,543
Industrial	0	0	0	3	0	1,427,500
Inst & Gov	0	0	0	1	0	225,000
Agriculture	2	0	1,020,000	1	0	60,000
Other	0	0	0	0	0	0
<b>Total</b>	<b>38</b>	<b>29</b>	<b>10,025,462</b>	<b>25</b>	<b>9</b>	<b>4,993,823</b>
<b>Year To Date</b>	<b>109</b>	<b>89</b>	<b>28,927,725</b>	<b>80</b>	<b>37</b>	<b>24,896,380</b>
Demolition	1	0		1	0	
Sign Permits	2			0		
Sub Applications	6	16 (Lots Requested)		3	9 (Lots Requested)	

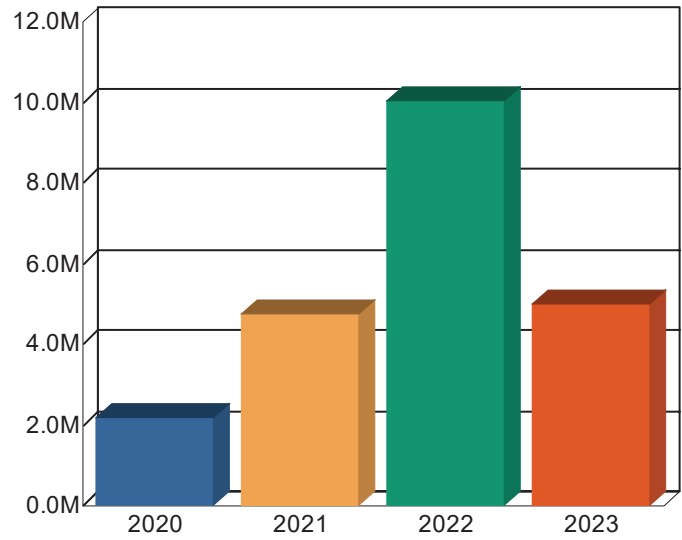
# BUILDING ACTIVITY GRAPH

For April 2023

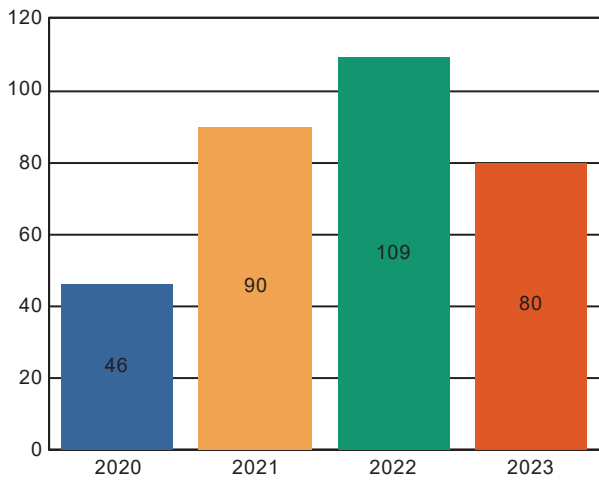
### Building Permits



### Building Value Estimates



### Building Permits Year-to-Date



### Building Estimates Year-to-Date

